

GOVERNMENT OF NATIONAL CAPITAL TERRITORY OF DELHI
HEADQUARTERS: DELHI FIRE SERVICE: NEW DELHI-110001

No. F.6/DFS/MS/Stadium/2024/SZ/ 610

Dated: 03/10/2024

FIRE SAFETY CERTIFICATE

Certified that the **M/s R.K Khanna Tennis Stadium** located at No-1, Africa Avenue, New Delhi 110029 having three Blocks, **Media Block:** comprised of Basement, ground plus two upper floor, **No-1 Court Block:** Comprised of ground plus one upper floor & **Centre Court Block:** comprised of Lower Ground, ground plus three upper floors was issued Fire Safety Certificate by this department vide letter No F.6/DFS/MS/Stadium/2021/SZ/510 Dated 14/10/2021. The premise was re-inspected by the officers concerned of this department on 26/09/2024 in the presence of Mr. Deep Sati and found that the said building have deemed complied with the fire prevention and fire safety requirements in accordance with rule 33 of Delhi Fire Service Rules, 2010 and that the premises is fit for occupancy class "**Assembly Building Group-"D"** with effect from 03/10/2024 for a period of **Three years** in accordance with Rule 36 unless renewed under Rule 37 or sooner cancelled under Rule 40 and subject to compliance of the conditions under Rule 38 of the Delhi Fire Service Rules, 2010.

Issued 03/10/2024 at New Delhi by

ATUL GARG)
DIRECTOR
DELHI FIRE SERVICE

Copy to: -

1. Col. A.K Bhogal, General Secretary (Admn), M/s R.K Khanna Tennis Stadium located at No-1, Africa Avenue, New Delhi 110029.

Conditions for the validity of Fire Safety Certificate:

1. All the fire safety arrangement provided therein shall be maintained in good working condition at all time as seen during inspection. Any loss of life property due to non-functional fire safety measures shall be at the responsibility of the management.
2. The Building sanctioning authority may verify any deviation with regard to the construction / occupancy in the building. In case of any deviation, the fire safety certificate stands null and void.
3. All the staff members must know the correct method of operation of fire fighting system.
4. The basement shall be used as per the provisions of UBBL-2016 /NBC Part- IV.
5. The owner/occupier shall submit a declaration every year in form 'K' provided in the first schedule of Delhi Fire Service Rules 2010. The form is available on www.dfs.delhigovt.nic.in
6. This fire safety certificate may not in any way be treated as regularization (Clause 2.8 of UBBL-2016) of unauthorized construction or Alteration (Clause 1.4.3 of UBBL-2016), if any.
7. The owner/occupier shall apply for renewal of this Fire Safety Certificate to the Director in form 'J' [sub rule (I) of rule 37] along with a copy of this Certificate, six month prior to its expiry." The form is available on www.dfs.delhigovt.nic.in

INSPECTION REPORT

1	Name & Address of the Building	M/s R.K Khanna Tennis Stadium, (DLTA Complex) No -1 Africa Avenue, New Delhi 110029		
2	Type of Occupancy	Assembly Building (Stadium)		
3	Building Comprised of	Media Centre BK:B+G+2, No-1 Court Bk: G+1, Centre Court BK: LG+G+03 & Small Basement for plant room		
4	Type of Case	Renewal		
5	Details of Previous NOC	F.6/DFS/MS/Stadium/2021/SZ/510 Dated 14/10/21		
6	Fire Safety Directives Letter No	F.6/DFS/MS/BP/2008/1320 Dated 08/05/2008		
7	Date of Inspection	26/09/2024		
8	Name of the Inspecting Officers	DO (South) & ADO (BCP)		
9	Name & Designation of Officers from the building side	Mr. Deep Sati		
10	Year of construction	1995		
11	Applicant letter No.	Outdoor diary no 6019 dated 04/09/2024		
S. No.	Minimum standards on Fire Prevention and Fire Safety U/R 33	NBC / BBL Requirements	Provided at Site	Remarks MR/NMR
1	Access to Building.			
	• Road width	06 mtr	Provided	MR
	• Gate width	05 mtr	Provided	MR
	• Width of internal road	06 mtr	Provided	MR
2	Number, width, type & arrangement of exits.			
	a) Number of Staircase			
	➤ Upper floors.	Media Centre Bk: 5 No 01 No court BK: 7 + 2 ramp Centre court BK: 13 (04 for LGF)	Provided	MR
	➤ Basement floor.	Media Centre BK: 5+1 ramp Centre Court BK: 02 (Plant room)	Provided	MR
	b) Width of Staircase			
	➤ Upper floors	2 m & 1.50m	MC BK: (1.17, 1.98, 2.0, 1.0 & 1 m) No-1 Court BK: (1.70, 1.73, 1.72, 1.73, 1.53, 1.25, 1.47, & ramp- 1.5, & 1.7 m) CC BK: (2.5, 2.8, 2.9, 2.4, 2.8, 2.9, 2.5, 2.9, 2.9, 1.11, 2.0, 1.53, & 1.24 m)	MR
	➤ Basement floor			
		2 m & 1.50m	MC BK: (1.17, 1.83, 1.9, 1.8 & 1 m) CC BK: (0.90, 1.10m) Plant room	MR
	c) Protection of exits			
	➤ Fire check door	Required	Provided	MR
	➤ Pressurization	NA	NA	NA
	d) No. of continuous staircase to terrace	Required	Provided	MR
	e) Width of corridor	1.50 m(old case)	1.50 & 1.80 mtr	MR
	f) Door size	Required	Provided	MR
3	Compartmentation.			
	• Fire check door.	Required	Provided	MR
	• Sealing of electrical shafts.	Required	Provided	MR
	• Fire rating of shaft door.	Required	Provided	MR
	• Water curtain	NA	NA	NA
	• Fire dampers	NA	NA	NA
4	Smoke Management system.			
	• Basement	30 ACPH	Exhaust fan provided	MR
	• Upper floors	12 ACPH	Natural ventilation	MR
5	Fire Extinguishers.			
	• Total numbers	140nos.	Provided	MR
	• Types	ABC/W.co2/M. Foam & CO ₂	Provided	MR
	• ISI Marking	ISI marked	Provided	MR

v122

आजादी का
अमृत मह


6	First Aid Hose Reels.			
	<ul style="list-style-type: none"> Total numbers on each floor. 	14 Nos.	Provided	MR
	<ul style="list-style-type: none"> Length of hose-reel hose. 	30m	Provided	MR
	<ul style="list-style-type: none"> Nozzle Diameter 	5mm	Provided	MR
7	Automatic fire detection & alarming system.			
	<ul style="list-style-type: none"> Type of detectors 	Heat & Smoke	Heat & Smoke	MR
	<ul style="list-style-type: none"> Location of Main Panel 	Ground floor	Ground floor	MR
	<ul style="list-style-type: none"> Location of Repeater Panel 	Required	Provided	MR
	<ul style="list-style-type: none"> Alternate source of power 	Required	Provided	MR
	<ul style="list-style-type: none"> Hooter's location 	Required	Provided	MR
8	MOEFA	Required	Provided	MR
9	Public Address System	Required	Provided	MR
10	Automatic Sprinkler System			
	<ul style="list-style-type: none"> Basement 	Required	Provided	MR
	<ul style="list-style-type: none"> Upper floors (except EE area) 	NA	NA	NA
	<ul style="list-style-type: none"> Sprinkler above false ceiling 	NA	NA	NA
11	Internal Hydrants.			
	<ul style="list-style-type: none"> Size of Riser/Down-comer 	150mm	150mm	MR
	<ul style="list-style-type: none"> Number of Hydrant per floor 	14 Nos	Provided	MR
	<ul style="list-style-type: none"> Hose box. 	14 Nos	Provided	MR
12	Yard Hydrants.			
	<ul style="list-style-type: none"> Total number of hydrants. 	10 nos.	Provided	MR
	<ul style="list-style-type: none"> Hose box. 	10 nos.	Provided	MR
13	Pumping Arrangements.			
	<ul style="list-style-type: none"> Ground Level 			
	<ul style="list-style-type: none"> ➤ Discharge of main pump. 	2280 LPM	Provided	MR
	<ul style="list-style-type: none"> ➤ Head of main pump. 	60m	Provided	MR
	<ul style="list-style-type: none"> ➤ Number of main pumps. 	2 nos.	Provided	MR
	<ul style="list-style-type: none"> ➤ Jockey Pump output. 	180 LPM	Provided	MR
	<ul style="list-style-type: none"> ➤ Jockey Pump head. 	60 mtr	Provided	MR
	<ul style="list-style-type: none"> ➤ Standby Pump output. 	2280 LPM	Provided	MR
	<ul style="list-style-type: none"> ➤ Standby Pump head. 	60m	Provided	MR
	<ul style="list-style-type: none"> ➤ Auto Starting/Manual Stopping. 	Required	Provided	MR
	<ul style="list-style-type: none"> ➤ Pump house access. 	Required	Provided	MR
	<ul style="list-style-type: none"> Terrace Level 			
	<ul style="list-style-type: none"> ➤ Discharge of pump. 	900 LPM	Provided	MR
	<ul style="list-style-type: none"> ➤ Head of pump. 	40 mtr	Provided	MR
	<ul style="list-style-type: none"> ➤ Power supply. 	Required	Provided	MR
	<ul style="list-style-type: none"> ➤ Auto starting of pump. 	Required	Provided	MR
14	Captive water storage for fire fighting.			
	<ul style="list-style-type: none"> Underground tank capacity. 	50,000 Lts	50,000 Lts	MR
	<ul style="list-style-type: none"> ➤ Draw-off connection. 	Required	Provided	MR
	<ul style="list-style-type: none"> ➤ Fire Service Inlet. 	Required	Provided	MR
	<ul style="list-style-type: none"> ➤ Access to tank. 	Required	Provided	MR
	<ul style="list-style-type: none"> Overhead tank capacity. 	30,000 Lts	30,000 Lts	MR
15	Exit Signage.	Required	Provided	MR
16	Provision of Lifts.			
	<ul style="list-style-type: none"> Pressurization of lift shaft. 	NA	NA	NA
	<ul style="list-style-type: none"> Pressurization of lift lobby. 	NA	NA	NA
	<ul style="list-style-type: none"> Communication in lift car. 	Required	Provided	MR


	Fireman's switch.	Required	Provided	MR
	Lift signage.	Required	Provided	MR
	Standby Power Supply	Required	Provided	MR
MR MF V	17	Refuge Area		
	18	NA	NA	NA
	Total area	NA	NA	NA
	Location	NA	NA	NA
	19	Fire Control Room.		
	Detector system panel.	Required	Provided	MR
	Flow switch panel.	NA	NA	NA
	PA system panel.	Required	Provided	MR
	Battery backup.	Required	Provided	MR
	Building floor plan.	Required	Provided	MR
	20	Required	Manual Co2 Flooding for HT/LT Panels provided.	MR
	Special Fire Protection System for the Protection of special Risk, if any.			


The fire protection system provided in the building were randomly checked and found functional at the time of inspection.

Keeping in view of the deemed compliance of the minimum standard on fire prevention and fire safety measures as required under the rules, the FSC issued vide letter no F.6/DFS/MS/Stadium/2021/SZ/510 Dated 14/10/2021, renewal under rule 37 of the Delhi Fire Service rules, 2010 is recommended.

Accordingly, DFA is put up for perusal and signature please.


Signature of the Inspection Officer
Name: Sh. M.K. Sharma
Designation: DO (South)



Signature of the Inspecting Officer
Name: Sh. Rajesh Kumar,
Designation: ADO (BCP)

CFO (HQ)
← 
27/9/2024

Director 
27/9/24 AM D/P

As approved, F-7. letter is put up for
your signature pl

Director 


30/9/24