

C 153

**GOVERNMENT OF NATIONAL CAPITAL TERRITORY OF DELHI  
HEAD QUARTERS, DELHI FIRE SERVICE, NEW DELHI - 110001**

No.F6/DFS/MS/GH/2023/NDZ/168

Dated : 17/10/2023

**FIRE SAFETY CERTIFICATE**

Certified that the Bloom Rooms Guest House (A Unit Imperative Hospitality Pvt. Ltd) located at 8591, Ram Nagar, Arakashan Road, Pahar Ganj, New Delhi is comprised of Basement + Gr.+ 02 Upper floors, Basement –(running vacant), Ground floor (Reception + office + commercial), 1<sup>st</sup> floor (25 guest rooms), 2<sup>nd</sup> floor (25 guest rooms) and terrace floor (01 staff room + 01 store room + DG set), total 50 guest rooms up to second floor only, was earlier granted by this department vide letter No.F6/DFS/MS/GH/2019/NDZ/1622 dated 14/08/19 for 50 guest room up to second floor only, Now, the premises was re-inspected by the officer concerned of this department on 10/10/23 in the presence Manager and found that the said guest house building has deemed complied with the fire prevention and fire safety requirements in accordance with rule 33 of the Delhi Fire Service Rules, 2010 and that the premises is fit for occupancy class Residential, (Sub Division-A-1) Ground floor (Reception), 1st floor (25 guest rooms), 2nd floor (25 guest rooms) total 50 guest rooms up to second floor only, and valid up to 31.03.2026 from the date of issue in accordance with rule 36 unless renewed under rule 37 or sooner cancelled under Rule 40 and subject to compliance of the conditions under rule 38 of the Delhi Fire Service Rules 2010, printed below.

Issued ...17/10/2023...at New Delhi by.

  
(Atul Garg)  
DIRECTOR  
Delhi Fire Service

Copy to:-

1. The Commissioner, MCD, Civic Centre, New Delhi. to kindly ensure the occupancy as detailed above.
2. The Addl. Commissioner of Police (Lic), First Floor, P.S. Defence Colony New Delhi online ID No. 2022051610364 dated 16.05.2022 & -email <amitsharma@staybloom.com dated 21.09.2023.
3. The Manager Bloom Rooms Guest House (A Unit Imperative Hospitality Pvt. Ltd) 8591, Ram Nagar, Arakashan Road, Pahar Ganj, New Delhi

**Conditions for the validity of Fire Safety Certificate**

1. All the fire safety arrangements provided therein shall be maintained in good working conditions at all times. This FSC is valid for guest house only.
2. Any loss of life or property due to non functional fire safety measures shall be at the responsibility of the management.
3. The trained fire fighting staff should be available round the clock.
4. The compliance with regards to electrical installation, structural stability, set back area , occupancy and any deviation in construction etc. shall be verified from authority concerned.
5. This fire safety certificate may not be treated in any case for regularization of unauthorized construction, if any.
6. The owner / occupier shall submit a declaration every year in form 'K' provided in the first schedule of Delhi Fire Service Rules 2010. The form is available on [www.dfs.delhigovt.nic.in](http://www.dfs.delhigovt.nic.in)
7. The means of escape shall be kept unobstructed / unlocked for unhindered evacuation in case of an emergency.
8. The owner/occupier shall apply for renewal of this Fire Safety Certificate to the Director in form 'J' [sub rule (I) of rule 37] along with a copy of this Certificate, six month prior to its expiry".
9. Basement shall be used as per BBL concerned.
10. Any flammable material for interior decoration is prohibited.



N/19  
**INSPECTION REPORT**

1. Name & address of the building Bloom Rooms Guest House (Imperative hospitality Pvt. Ltd ) located at Plot No. 6 & 7, 8591, Qutab Road, Arakashan Road, New Delhi
2. Type of occupancy:- Residential, Sub Division-A-1  
Basement + Gr.+ 02 Upper floors,(total 50 guest rooms) Basement- running vacant , Ground floor (Reception + office + commercial), 1st floor (25 guest rooms), 2nd floor (25 guest rooms) and terrace floor ( 01 store room + DG set),
3. Type of case:- Renewal
4. Details of previous FSC:- No.F6/DFS/MS/GH/2019/1622 dated 14/08/19.
5. Fire safety directives No.- N/A
6. Date of inspection:- 10/10/23
7. Name of the inspecting officer:- Sh. Ravinder Singh (ADO/CC)
8. Name & designation of officer  
From the building side:- Manager
9. Year of construction:- 2013
10. Applicant's letter No:- id no. 2022051610364 dated 16.05.2022 & -email < amitsharma@staybloom.com dated 21.09.2023.

Old Case

| S.No.     | Minimum Standards on fire Prevention and fire safety U/R 33 | Requirement Existing fire safety arrangements | Provided at site | Remarks MR/NMR |
|-----------|---|---|------------------|----------------|
| <b>1.</b> | <b>Access to Building</b>                                   |   |                  |                |
|           | 1) Road width   | 06 mtr.                                       | 06 mtr.          | MR             |
|           | 2) Gate width   | N/A   | N/A              | N/A            |
|           | 3) Width of internal road                                   | N/A   | N/A              | N/A            |
| <b>2.</b> | <b>Number, Width Type &amp; Arrangement of Exits</b>        |   |                  |                |
|           | <b>A. Number of staircases</b>                              |   |                  |                |
|           | 1. Upper floors   | 02 Nos.                                       | 02 Nos.          | MR             |
|           | 2. Basements  | 02 Nos.                                       | 02 Nos.          | MR             |
|           | <b>B. Width of staircase</b>                                |   |                  |                |
|           | 1. Upper floors   | 0.80 mtr. Old Case                            | 1.20, 1.09 mtr.  | MR             |
|           | 2. Basements  | 0.80 mtr. Old Case                            | 0.93, 1.0 mtr.   | MR             |
|           | <b>C. Protection of exits</b>                               |   |                  |                |
|           | 1. Fire check door  | Required                                      | Provided         | MR             |
|           | 2. Pressurization   | N/A   | N/A              | N/A            |
|           | D. No. of continuous staircase to terrace                   | 01  | 01               | MR             |
|           | E. Width of corridor  | N/A   | N/A              | N/A            |
|           | F. Door size  | 01 mtr.                                       | 01 mtr.          | MR             |
| <b>3.</b> | <b>Compartmentation</b>                                     |   |                  |                |
|           | 1) Fire check door  | N/A   | N/A              | N/A            |
|           | 2) Sealing of electrical shafts                             | N/A   | N/A              | N/A            |
|           | 3) Fire rating of shaft door                                | N/A   | N/A              | N/A            |
|           | 4) Water curtain  | N/A   | N/A              | N/A            |
|           | 5) Fire Dampers   | N/A   | N/A              | N/A            |
| <b>4.</b> | <b>Smoke Management System</b>                              |   |                  |                |
|           | 1) Basements  | 30 ACPH                                       | Natural          | MR             |
|           | 2) Upper floors   | 12 a/c per hour                               | Natural          | MR             |



1150

|            |   |           |           |     |
|------------|---|-----------|-----------|-----|
| <b>5.</b>  | <b>Fire Extinguishers</b>                             |           |           |     |
|            | 1) Total numbers                                      | 24 Nos.   | 24 Nos.   | MR  |
|            | 2) Types  | ABC & CO2 | ABC & CO2 | MR  |
|            | 3) ISI marking  | Required  | Provided  | MR  |
| <b>6.</b>  | <b>First-Aid Hose Reel</b>                            |           |           |     |
|            | 1) Total number of each floor                         | 01        | 01        | MR  |
|            | 2) Length of hose reel hose                           | 30 mtr.   | 30 mtr.   | MR  |
|            | 3) Nozzle diameter                                    | 05 mm     | 05 mm     | MR  |
| <b>7.</b>  | <b>Automatic Fire Detection &amp; Alarming System</b> |           |           |     |
|            | 1) Type of detectors CO                               | Required  | Provided  | MR  |
|            | 2) Location of main panel                             | Required  | Provided  | MR  |
|            | 3) Location of repeater panel                         | N/A       | N/A       | N/A |
|            | 4) Alternate source of power                          | Required  | Provided  | MR  |
|            | 5) Hooter's Location                                  | Required  | Provided  | MR  |
| <b>8.</b>  | <b>MOEFA</b>  | Required  | Provided  | MR  |
| <b>9.</b>  | <b>Public Address System</b>                          | Required  | Provided  | MR  |
| <b>10.</b> | <b>Automatic Sprinkler System</b>                     |           |           |     |
|            | 1) Basement   | Required  | Provided  | MR  |
|            | 2) Upper floors                                       | N/A       | N/A       | N/A |
|            | 3) Sprinkler above false ceiling                      | N/A       | N/A       | N/A |
| <b>11.</b> | <b>Internal Hydrants</b>                              |           |           |     |
|            | 1) Size of riser/down-comer                           | N/A       | N/A       | N/A |
|            | 2) Number of hydrants per floor                       | N/A       | N/A       | N/A |
|            | 3) Hose box   | N/A       | N/A       | N/A |
| <b>12.</b> | <b>Yard Hydrants</b>                                  |           |           |     |
|            | 1) Total number of hydrants                           | N/A       | N/A       | N/A |
|            | 2) Hose box   | N/A       | N/A       | N/A |
| <b>13.</b> | <b>Pumping Arrangement</b>                            |           |           |     |
|            | 2) Ground level                                       | N/A       | N/A       | N/A |
|            | a) Discharge of main pump                             | N/A       | N/A       | N/A |
|            | b) Head of main pump                                  | N/A       | N/A       | N/A |
|            | c) Number of main pump                                | N/A       | N/A       | N/A |
|            | d) Jockey pump out put                                | N/A       | N/A       | N/A |
|            | e) Jockey pump head                                   | N/A       | N/A       | N/A |
|            | f) Stand by pump output                               | N/A       | N/A       | N/A |
|            | g) Stand by pump head                                 | N/A       | N/A       | N/A |
|            | h) Auto starting/Manual stopping                      | N/A       | N/A       | N/A |
|            | 3) Terrace level                                      |           |           |     |
|            | a) Discharge of pump                                  | 450 LPM   | 450 LPM / | MR  |
|            | b) Head of pump                                       | 40 mtr.   | 40 mtr. / | MR  |
|            | c) Power supply                                       | Required  | Provided  | MR  |
|            | d) Auto starting of pump                              | Required  | Provided  | MR  |
| <b>14.</b> | <b>Captive Water Storage for Fire Fighting</b>        |           |           |     |
|            | 1) Under ground tank                                  | N/A       | N/A       | N/A |

Handwritten marks and signatures at the bottom of the page.


W/51



|     |  |             |               |     |
|-----|--|-------------|---------------|-----|
|     | capacity   |             |               |     |
|     | a) Draw-off connection   | N/A         | N/A           | N/A |
|     | b) Fire service inlet  | N/A         | N/A           | N/A |
|     | c) Access to tank  | N/A         | N/A           | N/A |
|     | d) Over head tank capacity   | 40,000 ltr. | 40,000 ltr. ✓ | MR  |
| 15. | Exit Signage.  | Required    | Provided      | MR  |
| 16. | Provision of Lifts.  |             |               |     |
|     | a) Pressurization of lift shaft  | N/A         | N/A           | N/A |
|     | b) Pressurization of lift lobby  | N/A         | N/A           | N/A |
|     | c) Communication in lift car   | N/A         | N/A           | N/A |
|     | d) Fireman's switch  | N/A         | N/A           | N/A |
|     | e) Lift signage  | N/A         | N/A           | N/A |
| 17. | Stand by Power Supply  | Required    | Provided      | MR  |
| 18. | Refuge Area  | N/A         | N/A           | N/A |
|     | Total area location  | N/A         | N/A           | N/A |
| 19. | Fire Control Room  | N/A         | N/A           | N/A |
|     | a) Detector system panel   | N/A         | N/A           | N/A |
|     | b) Flow switch panel   | N/A         | N/A           | N/A |
|     | c) PA system panel   | N/A         | N/A           | N/A |
|     | d) Battery backup  | N/A         | N/A           | N/A |
|     | e) Building floor plan   | N/A         | N/A           | N/A |
| 20. | Special Fire Protection System for Protection of special Risk, if any: One ABC type F.E Provided |             |               | MR  |

The fire protection systems provided in the guest house building were randomly tested, checked and found functional at the time of inspection.

In view of the deemed compliance of the minimum standards of fire prevention and fire safety measures as required under the rules, if approved, we may renew the FSC issued vide letter no F6/DFS/MS/GH/2019/1622 dated 14/08/19, up to second floor only under rule 35 of the Delhi Fire Service rules 2010. Accordingly, DFA is put up for kind perusal and signature please.

Signature of the Inspecting Officer

  
 Name: - Ravinder Singh  
 Designation: - ADO (CC)

  
  
 12/11/23  
