

2329

GOVERNMENT OF NATIONAL CAPITAL TERRITORY OF DELHI
HEADQUARTERS: DELHI FIRE SERVICE, NEW DELHI - 110001

No. F6/DFS/MS/GH/NDZ/2023/HTL/22

Dated: 31/08/2023

FIRE SAFETY CERTIFICATE

Certified that the M/s Maiden Hotel located at 07, Sham Nath Marg, Civil Lines, Delhi, comprised of ground floor + 03 upper floors, [ground floor (02 Banquets Hall + 02 Restaurant + 01 Canteen + 01 Bar + 01 Pool + Reception & waiting area), 1st floor to 3rd floor (112 guest rooms)]. The Hotel building was granted FSC by this department vide letter no. F6/DFS/MS/GH/NDZ/2020/Hotel/353 dated 09.09.2020 for one Banquet Hall, Coffee Shop (Restaurant), Curzon room (Restaurant), Cafeteria Canteen, Pool and 112 guest rooms up to third floor only. The premises was re-inspected by a team of officers concerned of this department on 21.08.2023 in presence of Mr. Jaylal (Chief Engineer) and found that the building have deemed complied with the fire prevention and fire safety requirements in accordance with Rule 33 of Delhi Fire Service Rules, 2010. The premises is fit for occupancy of class Group A (Residential), Sub class A-5 (Starred Hotels) including one Banquet Hall, Coffee Shop (Restaurant), Curzon room (Restaurant), Cafeteria Canteen, Pool and 112 guest rooms up to third floor only, with effect from 31.08.2023.. for a period upto 31.03.2026 in accordance with rule 36 unless renewed under rule 37 or sooner cancelled under rule 40 and subject to conditions under rule 38 of Delhi Fire service Rules, 2010 printed below.

Issued on 31.08.2023.....at New Delhi by


(Atul Garg)
Director

Delhi Fire Service o/c
Tel:-011-23414000
29/8

Copy to:-

1. The Addl. Commissioner of Police (Lic), First Floor, P.S. Defence Colony New Delhi.
2. The Licensee,
M/s Maiden Hotel located at 07 Shamnath Marg, Civil Lines, Delhi.

Condition for the validity of fire safety certificate

1. All the fire safety arrangements provided therein shall be maintained in good working conditions at all times.
2. Any loss of life or property due to non functional fire safety measures shall be at the responsibility of the management.
3. The trained fire fighting staff should be available round the clock.
4. Any deviation w.r.t. construction etc. shall be verified by the concerned building sanctioning authority.
5. This fire safety certificate may not be treated in any case for regularization of unauthorized construction, if any.
6. The owner / occupier shall submit a declaration every year in form 'K' provided in the first schedule of Delhi Fire Service Rules 2010. The form is available on www.dfs.delhigovt.nic.in
7. The owner/occupier shall apply for renewal of this Fire Safety Certificate to the Director in form 'J' [sub rule (I) of rule 37] along with a copy of this Certificate, six month prior to its expiry". Any change in the occupancy shall be intimated to this Deptt. and approval shall be obtained

INSPECTION REPORT	
1. Name and address of the building:	M/s Maiden Hotel located at 07 Sham Nath Marg, Civil Lines, Delhi
2. Building is comprised of	Ground + 03 upper floors Ground Floor-(02 Banquets + 02 Restaurant + 01 Canteen + 01 Bar + 01 Pool + Reception & waiting area) Ground floor to 3 rd floor (112 Guest rooms divided into three separate blocks)
3. Type of occupancy	Group A-1 (Residential), Sub class A-5 (Stared Hotels)
4. Type of case:	RENEWAL (old case)
5. Details of previous FSC:	No. F6/DFS/MS/GH/NDZ/2020/Hotel/353 dated 09.09.2020
6. Fire safety directives no.:	NA
7. Date of inspection:	21.08.2023
8. Name of the inspecting officer:	S. K. Dua (Dy. CFO/NDZ), Rajinder Atwal (DO/CD) & Sumit Kumar (ADO/SPM)
9. Name and designation of the officer from the building side:	Mr. Jaylal (Chief Engineer)
10. Year of construction:	Heritage Building (1903 & 1947)
11. Reference letter no.:	Outdoor diary no. 4271 dated 31.07.2023

S.No	Minimum standard of Fire Prevention and Fire Safety U/R 33	Requirements (Existing Fire & Safety Measures)	Provide at site (PSS)	Remarks MR/NMR
1	Access to Building			
	A Road width	06 m	30 m	MR
	B Gate width	4.5 m (two gates)	4.7 m (two gates)	MR
	C Width of internal roads	6 m (2 sides)	6 m (2 sides)	MR
2	Number, Width, Type & Arrangement of Exits			
	A No. of Staircase:			
	a) Upper Floor	02 no.	02 no.	MR
	b) Basements	NA	NA	NA
	c) No. of Exit/Door at ground	Old building (1903-1947) no specific requirement considering the age of the building	Banquet - 2 no. Restaurant - 2 no. Canteen - 2 no. Pool - 2 no. Hotel (ground)-4 no.	MR (Old accepted)
	B Width of the Staircase:			
	a) Upper floors	1.25 m	1.44 m, 1 m	MR
	b) Basements	NA	NA	NA
	c) Width of Exit/door at ground	Old building (1903-1947) no specific requirement considering the age of the building	Banquet-1.17 m, 0.78 m Restaurant -1.23 m, 1.1 m Canteen -1.7 m, 0.9 m Pool - 2.5m (ramp), 2.5m Hotel (ground)-1.75m, 1.55m, 0.96m, 1.5 m	MR (Old accepted)
	C Protection of Exits			
	a) Fire Check Door	NA	NA	NA
	b) Pressurization	NA	NA	NA
	D No. of continuous staircase to terrace:	NA	NA	NA
	F Width of the corridor	Old building (1903-1947) no specific requirement considering the age of the building	Ground floor- 2.25 m 1 st floor 2.5 m 2 nd to 3 rd floor 2.18m, 2.2m	MR
	E Door size for guest room	1 m	1mtr	MR
3	Compartmentation:			
	A Fire Check doors	NA	NA	NA
	B Sealing of Electrical Shafts	Required	Provided	MR
	C Fire rating of shaft Doors	NA	NA	NA
	D Water curtain	NA	NA	NA
	F Fire dampers	NA	NA	NA
4	Smoke management System:			
	A Upper floors	12 ACPH	Natural	MR
	B Basements	NA	NA	NA
5	Fire extinguishers			
	A Total numbers	120 no.	120 no.	MR
	B Types	CO ₂ + ABC	CO ₂ + ABC	MR
	C ISI marking	Required	Provided	MR

60 80 90

-N/8L

6	First Aid Hose reel				
A	Total no. at each floor	02 no	06 no. (ground) 02 no. (1,2,3 floor)	MR	
B	Length of Hose Reel	30 mtrs	30 mtrs	MR	
C	Nozzle diameter	5 mm	5 mm	MR	
7	Automatic Fire Detection and Alarm System (ADAS)				
A	Type of Detectors (Heat/Smoke)	Required	Provided	MR	
B	Location of main Panel	Required	Provided at Security room	MR	
C	Location of Repeater Panel	Required	Reception	MR	
D	Alternate power Source	Required	DG set	MR	
E	Hooper's location	Required	Provided Every floor	MR	
8	MOEFA	Required	Provided	MR	
9	Public Address System	Required	Provided	MR	
10	Automatic Sprinkler System				
A	Basement	NA	NA	NA	
B	Upper Floor	Required	Partly on ground floor and entire 2 nd & 3 rd floor	MR	
C	Sprinklers above false ceiling	Required	Provided	MR	
11	Internal hydrants				
A	Size of the riser/down comer	100 mm	100 mm	MR	
B	No. of hydrants per floor	02 no.	06 no. (ground) 02 no. (1,2,3 floor)	MR	
C	Hose box	02 no.	10 no.	MR	
12	Yard Hydrants				
A	Total no. of hydrants	02 no.	19 no.	MR	
B	Hose box	02 no.	19 no.	MR	
13	Pumping arrangements				
A	Ground Level				
	a)	Number of main pump	1 HY +1 SPK	1 HY +1 SPK	MR
	b)	Discharge and head of main hydrant pump	2850 LPM, 80m	2850 LPM, 80m	MR
	c)	Discharge and head of jockey hydrant pump	180 LPM, 40m	180 LPM, 40m	MR
	d)	Discharge and head of sprinkler pump	2850 LPM, 80m	2850 LPM, 89m	MR
	e)	Discharge and head of sprinkler Jockey pump	180 LPM, 40m	180 LPM, 40m	MR
	f)	Discharge and head of standby hydrant pump	2850 LPM, 80m	2850 LPM, 90m	MR
	g)	Auto starting/ manual stopping	Required	Provided	MR
B	Terrace Level				
	a)	Discharge of terrace pump	NA	NA	NA
	b)	Head of terrace pump	NA	NA	NA
	c)	Alternate power supply	NA	NA	NA
	d)	Auto starting of pump	NA	NA	NA
14	Captive Water Storage for Fire Fighting				
A	Underground tank capacity	2,00,000 Litters	2,00,000 Litters	MR	
B	Draw off connection	Required	Provided	MR	
C	Fire Service Inlet	Required	Provided	MR	
E	Access to tank	Required	Provided	MR	
D	Overhead tank capacity	28,000 ltrs	28,000 ltrs	MR	
15	Exit Signage	Required	Provided	MR	
16	Provision of lift				
A	Pressurization of lift shaft	NA	NA	NA	
B	Pressurization of lift lobby	NA	NA	NA	
C	Communication in lift car	Required	Provided	MR	
D	Fireman switch	Required	Provided	MR	
E	Lift signage	Required	Provided	MR	
17	Standby Power Supply	Required	Provided	MR	


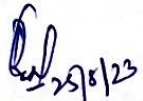

8/ 9/

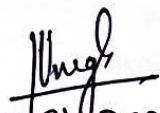
18 Refuge Area				
A	location			
B	Total area	NA	NA	NA
19 Fire Control Room				
A	Fire Detection System panel	Required	Provided	MR
B	Flow switch panel	Required	Provided	MR
C	P A system panel	Required	Provided	MR
D	Battery backup	NA	NA	NA
E	Building floor plan	NA	NA	NA
20	Special Fire Protection for special risk if any	1. H.T. & L.T. Panels are protected with gas based total flooding system. 2. Transformers (Oil filled) is protected with foam based trolley system.		MR


The fire protection system was randomly checked and tested and was found functional at the time of inspection.

Shortcomings communicated vide letter No.F6/DFS/MS/GH/NDZ/2023/HTL/22 dated 27/06/2023 has been rectified.

In view of above, the deemed compliance of minimum standards of fire prevention and fire safety measures as required under the Rules, the FSC issued vide letter No. F6/DFS/MS/GH/NDZ/2020/Hotel/353 dated 09.09.2020 is recommended to be renewed under Rule 35 of the Delhi Fire Service Rules 2010.

 25/08/23	 25/8/23	 25/08/2023
Signature of the Inspecting Officer	Signature of the Inspecting Officer	Signature of the Inspecting Officer
Name S. K. Dua	Name Rajinder Atwal	Name Sumit Kumar
Designation Dy.CFO (NDZ)	Designation DO (CD)	Designation ADO (SPM)

C.F.O.

28/8/2023

Director

28/8/23

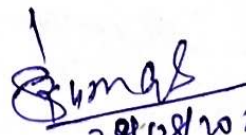
DO/CD



FI PS

Asst Comm

28/8

F.T. letter is put up for signature, please.


28/08/2023

D.O. (CD)

29/8/23
Director

29/8/23