

**GOVERNMENT OF NATIONAL CAPITAL TERRITORY OF DELHI
HEAD QUARTERS, DELHI FIRE SERVICE, NEW DELHI - 110001**

No.F6/DFS/MS/GH/NDZ/2023/99

Dated: 31/05/2023

FIRE SAFETY CERTIFICATE

Certified that the M/s SAPHIRE HOUSE Guest House located at 2457, Nalwa street Chuna Mandi, Pahar Ganj, New Delhi is comprised of basement, stilt, Gr. + 03 Upper floors, basement – vacant, stilt – parking, Ground floor (09 guest rooms), 1st floor to 3rd floor (11 guest rooms at each floor) total - 42 guest rooms. The premises was inspected by the officers concerned of this department on 23/05/2023 in the presence of Mr. Yesh, care taker and found that the said guest house building has complied with the fire prevention and fire safety requirements in accordance with rule 33 of the Delhi Fire Service Rules, 2010 and that the premises is fit for occupancy class Residential (Sub Division-A-1) Stilt – parking, Ground floor (09 guest rooms), 1st floor to 3rd floor (11 guest rooms at each floor) total - 42 guest rooms and valid up to 31 March 2026 from the date of issue, in accordance with rule 36 unless renewed under rule 37 or sooner cancelled under Rule 40 and subject to compliance of the conditions under rule 38 of the Delhi Fire Service Rules 2010, printed below.

Issued 31/05/2023 at New Delhi by.


 (Atul Garg)
DIRECTOR
 Delhi Fire Service

Copy to:-

1. The Commissioner, North MCD, Civic Centre, New Delhi: Kindly to ensure the occupancy as detailed above & deviation if any.
2. The Joint Commissioner of Police (Lic), First Floor, P.S. Defence Colony New Delhi ID no. ID No. 2023040605501 dated 13.05.2023
3. The Manager, M/S SAPHIRE HOUSE Guest House located at 2457, Nalwa street Chuna Mandi, Pahar Ganj, New Delhi.

Conditions for the validity of Fire Safety Certificate.

1. All the fire safety arrangements provided therein shall be maintained in good working conditions at all times.
2. Any loss of life or property due to non functional fire safety measures shall be at the responsibility of the management.
3. The trained firefighting staff should be available round the clock.
4. The compliance with regards to electrical installation, structural stability, set back area, occupancy and any deviation in construction etc. shall be verified from authority concerned. Stilt floor shall be used strictly for parking only. The basement shall be used as UBBL concerned.
5. This fire safety certificate may not be treated in any case for regularization of unauthorized construction, if any.
6. The owner / occupier shall submit a declaration every year in form 'K' provided in the first schedule of Delhi Fire Service Rules 2010. The form is available on www.dfs.delhigovt.nic.in
7. The means of escape shall be kept unobstructed / unlocked for unhindered evacuation in case of an emergency.
8. The owner/occupier shall apply for renewal of this Fire Safety Certificate to the Director in form 'J' [sub rule (1) of rule 37] along with a copy of this Certificate, six month prior to its expiry.
9. Any flammable material for interior decoration shall be strictly prohibited.

216
INSPECTION REPORT

| | | |
|----|---|--|
| 1. | Name & address of the building | M/S SAPPHIRE HOUSE guest house located at 2457, Nalwa street Chuna Mandi, Pahar Ganj, New Delhi,. Basement, Stilt, Ground and Three upper floor. |
| 2. | Type of occupancy: - | Residential Group A-1 , stilt – parking , ground (09 guest room) , first to third floor (11 guest room at each floor) -Total -42 guest room. |
| 3 | Type of case: - | New |
| 4 | Details of previous FSC: - | NA. |
| 5 | Fire safety directives No.- | N/A |
| 6 | Date of inspection: - | 23.05.2023 |
| 7 | Name of the inspecting officer: - | Sh. Ravinder Singh (ADO/CC) Sh. Rajinder Atwal (DO /CD) |
| 8 | Name & designation of officer From the building side: - | Yesh , Care taker |
| 9 | Year of construction: - | 2022 |
| 10 | Applicant's letter No: - | ID No. 2023040605501 dated 13.05.2023. |

New Case

| S.No. | Minimum Standards on fire Prevention and fire safety U/R 33 | Requirement as per UBBL-2016/NBC part-4 | Provided at site | Remarks MR/NMR |
|-----------|---|---|------------------|----------------|
| 1. | Access to Building | | | |
| | 1) Road width | 06 mtr | Provided | MR |
| | 2) Gate width | N/A | N/A | N/A |
| | 3) Width of internal road | N/A | N/A | N/A |
| 2. | Number, Width Type & Arrangement of Exits | | | |
| | A. Number of staircases | | | |
| | 1. Upper floors | 02 Nos. | 02 Nos. | MR |
| | 2. Basements | 02 Nos. | 02 Nos | MR |
| | B. Width of staircase | | | |
| | 1. Upper floors | 1.50mtr | 1.50 mtr. | MR |
| | 2. Basements | 1.50mtr | 1.50 mtr. | MR |
| | C. Protection of exits | Required | Provided | MR |
| | 1. Fire check door | N/A | N/A | N/A |
| | 2. Pressurization | N/A | N/A | N/A |
| | D. No. of continuous staircase to terrace | 02 Nos | Provided | MR |
| | E. Width of corridor | 1.80m | 1.80m | MR |
| | F. Door size(room) | 01 mtr. | 01 mtr. | MR |
| 3. | Compartmentation | | | |
| | 1) Fire check door in basement staircases | Required | provided | MR |
| | 2) Sealing of electrical shafts | Required | provided | MR |
| | 3) Fire rating of shaft door | N/A | N/A | N/A |
| | 4) Water curtain | N/A | N/A | N/A |
| | 5) Fire Dampers | N/A | N/A | N/A |

✓ 60 50

N/7

| | | | | |
|------------|---|---------------|-----------------------------|-----|
| 4. | Smoke Management System | | | |
| | 1) Basements | Required | Provided | MR |
| | 2) Upper floors | 12 ACPH | Mechanical (Exhaust fan) | MR |
| 5. | Fire Extinguishers | | | |
| | 1) Total numbers | 12 Nos. | 12Nos. | MR |
| | 2) Types | ABC & CO2 | ABC & CO2 | MR |
| | 3) ISI marking | Required | Provided | MR |
| 6. | First-Aid Hose Reel | | | |
| | 1) Total number at each floor | 01 | 01 | MR |
| | 2) Length of hose reel hose | 30 mtr. | 30 mtr. | MR |
| | 3) Nozzle diameter | 05 mm | 05 mm | MR |
| 7. | Automatic Fire Detection & Alarming System | | | |
| | 1) Type of detectors CO type | Required | Provided | MR |
| | 2) Location of main panel | Stilt floor | Provided | MR |
| | 3) Location of repeater panel | N/A | N/A | N/A |
| | 4) Alternate source of power | Required | Provided | MR |
| | 5) Hooter's Location | At each floor | Provided | MR |
| 8. | MOEFA | Required | Provided | MR |
| 9. | Public Address System | N/A | N/A | N/A |
| 10. | Automatic Sprinkler System | | | |
| | 1) Basement | Required | Provided | MR |
| | 2) Upper floors | N/A | N/A | N/A |
| | 3) Sprinkler above false ceiling | N/A | N/A | N/A |
| 11. | Internal Hydrants | | | |
| | 1) Size of riser/down-comer | N/A | N/A | N/A |
| | 2) Number of hydrants per floor | N/A | N/A | N/A |
| | 3) Hose box | N/A | N/A | N/A |
| 12. | Yard Hydrants | | | |
| | 1) Total number of hydrants | N/A | N/A | N/A |
| | 2) Hose box | N/A | N/A | N/A |
| 13. | Pumping Arrangement | | | |
| | 1) Ground level | N/A | N/A | N/A |
| | a) Discharge of main pump | N/A | N/A | N/A |
| | b) Head of main pump | N/A | N/A | N/A |
| | c) Number of main pump | N/A | N/A | N/A |
| | d) Jockey pump out put | N/A | N/A | N/A |
| | e) Jockey pump head | N/A | N/A | N/A |
| | f) Stand by pump output | N/A | N/A | N/A |
| | g) Stand by pump head | N/A | N/A | N/A |
| | h) Auto starting/Manual stopping | N/A | N/A | N/A |
| | 2) Terrace level | | | |
| | a) Discharge of pump | 2x450 LPM | 2x450 LPM | MR |
| | b) Head of pump | 30 mtr. | 30 mtr. | MR |
| | c) Power supply | Required | Provided | MR |
| | d) Auto starting of pump | Required | Provided | MR |
| 14. | Captive Water Storage for Fire Fighting | | | |
| | 1) Under ground tank capacity | N/A | N/A | N/A |
| | a) Draw-off connection | N/A | N/A | N/A |
| | b) Fire service inlet | N/A | N/A | N/A |

W/


N/8

| | | | | |
|-----|--|-------------|----------|-----|
| | c) Access to tank | Required | Provided | MR |
| | d) Over head tank capacity | 15000 liter | Provided | MR |
| 15. | Exit Signage. | Required | Provided | MR |
| 16. | Provision of Lifts. | | | |
| | a) Pressurization of lift shaft | N/A | N/A | N/A |
| | b) Pressurization of lift lobby | N/A | N/A | N/A |
| | c) Communication in lift car | Required | Provided | MR |
| | d) Fireman's switch | Required | Provided | MR |
| | e) Lift signage | Required | Provided | MR |
| 17. | Stand by Power Supply | Required | Provided | MR |
| 18. | Refuge Area | N/A | N/A | N/A |
| | Total area location | N/A | N/A | N/A |
| 19. | Fire Control Room | N/A | N/A | N/A |
| | a) Detector system panel | N/A | N/A | N/A |
| | b) Flow switch panel | N/A | N/A | N/A |
| | c) PA system panel | N/A | N/A | N/A |
| | d) Battery backup | N/A | N/A | N/A |
| | e) Building floor plan | N/A | N/A | N/A |
| 20. | Special Fire Protection System for Protection of special Risk, if any: ABC & CO² | | | N/A |


The fire protection arrangements provided in the building were randomly tested, checked and found functional at the time of inspection.


In view of the substantial compliance minimum standards of fire prevention and fire safety measures as required under the rules, if approved, we may issue FSC to said guest house. Accordingly, DFA is prepared and put up for kind perusal and sig. please.


Signature of the inspecting officer

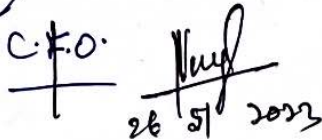

 Name: - Rajinder Atwal
 Designation: - DO (CD)

Signature of the Inspecting Officer


 Name: Ravinder Singh
 Designation: ADO (CC)




 24/5/23


 25/05/23

C.F.O.

 26/5/2023

Director

 29/5/23

As approved DT is placed for issue please
 Register Please


 31/5/23

Director

 31/5/23