

**GOVERNMENT OF NATIONAL CAPITAL TERRITORY OF DELHI
HEAD QUARTERS: DELHI FIRE SERVICE: NEW DELHI-110001**

No. F.6/DFS/MS/Indl./SZ/2023/ 158

Dated: 28/03/2023

FIRE SAFETY CERTIFICATE

Certified that the **Paramount Telecables Ltd.** at **Plot no. C- 125, Naraina Industrial Area, Phase-1, Naraina, New Delhi- 110028**, having Basement, Ground plus one upper floor. The building owned/occupied by Paramount Tele Cabales Ltd. have complied with the fire prevention and fire safety requirements in accordance with Rule 33 of the Delhi Fire Service Rules, 2010 and verified by the officers concerned of Fire Service on 16.03.2023 in presence of Sh. K.J. Rao, AGM (HR) and the building/premises is fit for occupancy **Class Group G (Industrial Building)**, with effect from 28/03/2023 for a period of three years in accordance with Rule 36 unless renewed under Rule 37 or sooner cancelled under Rule 40 and subject to compliance of the conditions under Rule 38 of the Delhi Fire Service Rules 2010, printed below.

Issued on 28/03/2023 at New Delhi by.


(Atul Garg)
Director
Delhi Fire Service

Copy to:-

1. The Executive Engineer-I(Bldg.)HQ, SDMC, 9th floor, Civic Centre, Minto Road, New Delhi-110002.
2. Mr. Shashi Aggarwal (Director), Paramount Telecables Ltd. At C- 125, Naraina Industrial Area, Phase-1, New Delhi 110028.

Following Fire Safety Directives Must Be Adhered To:-

1. Providing of fire safety measures does not give any guarantee that there will be No fire. These equipments/installation can minimize the losses if maintained in good working condition and handled efficiently in case of fire.
2. All the fire safety arrangements provided therein shall be maintained in good working condition at all times.
3. The means of escape arrangements shall be kept unlocked & unobstructed for speedy evacuation of occupants in case of an emergency.
4. Any loss of life or property due to non-functional fire safety measures shall be at the risk and responsibility of the management.
5. The trained staff should be available round the clock.
6. Any deviations w.r.t. construction shall be verified by the concerned building sanctioning agency.
7. The certificate may not be treated in any case for the regularization of the unauthorized construction, if any.
8. The owner/occupier shall submit a declaration every year in the form 'K' provided in the first schedule of Delhi Fire Service Rules 2010, form is available on www.dfs.delhigovt.nic.in.
9. The owner/occupier shall apply for renewal of this Fire Safety Certificate to the Director in the Form 'J' [sub rule (1) of rule 37] along with a copy of this Certificate, six months prior to its expiry.

N-4

INSPECTION REPORT

1. Name & address of the building : Paramount Telecables Ltd., Plot No. C-125, Naraina Industrial Area, Phase- I, New Delhi-110028.
2. Type of Occupancy : Industrial
3. Building Composition : Building comprised of basement, ground plus one upper floor.
4. Type of Case : New Case ✓
5. Details of previous NOC : N/A
6. Fire Safety directives letter No : F.6/DFS/MS/BP/2005/569 dated 16.03.2005
7. Date of inspection : 16.03.2023
8. Name of the Inspecting Officers : Vedpal Chhikara, DO (SW) & P.V. Rathee, ADO (SRD)
9. Name and designation of officers from the building side : Sh. K.J. Rao, AGM (HR)
9. Year of Construction : Prior to 2005
10. Applicant's letter No. : Letter No. Nil, dated 06.03.2023

S. No.	Minimum Standards on fire prevention and fire safety U/R 33	Requirement as per directive letter dt. 16.03.2005	Provided at site	Remarks MR/NMR
1	Access to building			
	• Road width	06 mts	Provided	MR
	• Gate width	05 mts	Direct accessible from road	MR
	• Width of internal road	N/A	N/A	N/A
2	Number, Width, Type & Arrangement of Exits			
	a. Number of staircases	-	-	-
	• Upper Floors	02	02	MR
	• Basements	02	02 staircase + 01 ramp	MR
	b. Width of staircases	-	-	-
	• Upper Floors	1.25 mts each	1.50 & 1.54 mts	MR ✓
	• Basements	1.25 mts each	1 Ramp- 2.78 mts 2 Staircase- 1.50 & 1.52 mts	MR ✓
	c. Protection of exits	-	-	-
	• Fire check door	Required	Provided	MR
	• Pressurization	Required	Provided	MR
	e. No. of continuous staircases to terrace	02	02	MR
	g. Width of Corridor	N/A	N/A	N/A
	h. Door Size	1.25 mts	1.25 mts	MR
3	Compartmentation.			
	• Fire check door	Required	Provided	MR
	• Sealing of electrical shafts	Required	Sealed	MR
	• Fire Rating of shaft door	N/A	N/A	N/A
	• Water Curtain	N/A	N/A	N/A
	• Fire Dampers	N/A	N/A	N/A
4	Smoke Management System.			
	• Basements	30 a/c per hour	Exhaust fan provided	MR
	• Upper floors	12 a/c per hour	Natural Ventilation	MR
5	Fire Extinguishers			
	• Total numbers	24	Provided	MR
	• Types	WCO ₂ ABC & CO ₂ type	Provided	MR
	• IS marking	ISI marked	Provided	MR

[Handwritten signature]


6	First-Aid Hose Reels.			
	• Total numbers on each floor	02	Provided	MR
	• Length of hose reel hose	30 m	Provided	MR
	• Nozzle diameter	5 mm	Provided	MR
7	Automatic fire detection and alarming system.			
	• Type of detectors	Smoke/Heat	Provided	MR
	• Location of Main Panel	Required	Provided at GF	MR
	• Location of Repeater Panel	N/A	N/A	N/A
	• Alternate source of power	Required	Provided	MR
	• Hooters' Location	N/A	N/A	N/A
8	MOEFA	Required	Provided	MR
9	Public Address System.	Required	Provided	MR
10	Automatic Sprinkler System.			
	• Basement	Required	Provided	MR
	• Upper Floor/Ground Floor	Required	Provided	MR
	• Sprinkler above false ceiling	N/A	N/A	N/A
11	Internal Hydrants			
	• Size of riser/down-comer	100 mm	Provided	MR
	• Number of hydrants per floor	02	Provided	MR
	• Hose Box	Required	Provided	MR
12	Yard Hydrants.			
	• Total number of hydrants	01	Provided	MR
	• Hose Box	01	Provided	MR
13	Pumping Arrangements.			
	• Ground Level	---	---	---
	➤ Discharge of main Pump	1620 LPM	Provided	MR
	➤ Head of Main pump	60 M	Provided	MR
	➤ Number of main pumps	01	Provided	MR
	➤ Jockey Pump out put	180 LPM	Provided	MR
	➤ Jockey pump head	45 M	Provided	MR
	➤ Standby Pump out put	1620 LPM	Provided	MR
	➤ Standby Pump Head	60 M	Provided	MR
	➤ Auto Starting/ Manual stopping	Required	Provided	MR
	➤ Pump House Access	Required	Provided	MR
	• Terrace level	-----	-----	-----
	➤ Discharge of pump	450 LPM	Provided	MR
	➤ Head of the pump	40 mts each	Provided	MR
	➤ Power Supply	Required	Provided	MR
	➤ Auto Starting of pump	Required	Provided	MR
14	Captive Water Storage for fire fighting.			
	• Underground tank capacity	1,00,000 lts	1,00,000 lts	MR
	➤ Draw-off connection	Required	Provided	MR
	➤ Fire service inlet	Required	Provided	MR
	➤ Access to tank	Required	Provided	MR
	• Overhead Tank capacity	15,000 lts	15,000 lts	MR
15	Exit Signage.	Required	Provided	MR
16	Provision of Lifts.			
	• Pressurization of Lift Shaft	N/A	N/A	N/A
	• Pressurization of Lift lobby	N/A	N/A	N/A
	• Communication In lift Car	Required	Provided	MR

	<ul style="list-style-type: none"> • Fireman's Grounding Switch • Lift Signage 	Required	Provided	MR
		Required	Provided	MR
17	Standby power supply	Required	Provided	MR
18	Refuge Area.			
	➤ Total Area	N/A	N/A	N/A
	➤ Location	N/A	N/A	N/A
19	Fire Control Room			
	• Detector System Panel	N/A	N/A	MR
	• Flow Switch Panel	N/A	N/A	N/A
	• PA System Panel	Required	Provided	MR
	• Batter backup	Required	Provided	MR
	• Building Floor Plans	N/A	N/A	N/A
20	Special Fire Protection Systems for Protection of special Risks, if any:	N/A	CO ₂ fire extinguisher provided near electric Panel	MR

The fire protection systems provided in the building were checked at random and found satisfactory at the time of inspection.

In view of the substantial compliance of the minimum standards on fire prevention and fire safety required under the rules, it is recommended to grant fire safety certificate under Delhi Fire Service Act-2007 & Rules-2010.


Accordingly, DFA is put up for approval & signature please.



21/3/23

Signature of the Inspecting Officer
Name- Vedpal Chhikara
Divisional Officer (SW)


20/3/23


Signature of the Inspecting Officer
Name- P.V. Rathee
Asstt. Div. Officer (S.Rd)



CFO (S2)
21/3/2023


Director
22/03/23


Asstt. Div. Officer

f.t. letter is put up for sign. please


Director
27/03/23


24/3/23


m