

FORM 'H'
FORM FOR ISSUING FIRE SAFETY CERTIFICATE
[Refer sub - rule (1) of rule 35]
GOVERNMENT OF NATIONAL CAPITAL TERRITORY OF DELHI
HEAD QUARTERS: DELHI FIRE SERVICE, CONNAUGHT PLACE
NEW DELHI

No. F-6/DFS/MS/2018/WZ/ 2736

Dated: 19 /12/2018

FIRE SAFETY CERTIFICATE

Certified that The **Kays Banquet Restaurants**, Located at **Ground Floor, Plot No.-4, Nipum Complex, Ashok Vihar, Delhi-110052** on **Ground Floor** of premises comprised of Basement + Ground +Maz + Three Upper Floors was issued FSC vide Letter No. F6/DFS/MS/EH/2015/WZ/2114 Dated-01/12/15. The premises was re inspected by the officers concerned of this department on 19-11-2018 in the presence of **Sh. Pushpinder Singh Chawla (Owner)** and found that the said building have deemed complied with the fire prevention and fire safety requirements in accordance with rule 33 of the Delhi Fire Service Rule, 2010 and that the premises is fit for occupancy class "Assembly" Group D (**Ground Floors Only**) with effect from 19/12/18 for a period of **three years** in accordance with rule 36 unless renewed under rule 37 or sooner cancelled under Rule 40 and subject to compliance of the conditions under rule 38 of the Delhi Fire Service Rules, 2010.

Issued on19.12.18 at New Delhi by.

(Atul Garg)
Chief Fire Officer
Delhi Fire Service

Copy to:

- 1 The Manager, Kays Banquet Restaurants, Ground Floor, Plot No.-4, Nipum Complex, Ashok Vihar, Delhi-110052
- 2 The Dy Health Officer, Civil line Zone, Public Health Department, 16, Rajpura Delhi.

Following fire safety directives must be adhered to:-

1. **The FSC is valid for Ground floor only.**
2. All the fire safety arrangements provided therein shall be maintained in good working condition at all times.
3. Any loss of life or property due to non-functional fire safety measures shall be at the risk and responsibility of the management.
4. The trained staff should be available round the clock.
5. Any deviations w.r.t. construction shall be verified by the concerned building sanctioning agency.
6. The certificate may not be treated in any case for the regularization of the unauthorized construction, if any.
7. Basement shall be used as per building bye laws.
8. The owner/ occupier shall apply for renewal of this Fire Safety Certificate to the Director in Form 'J' [sub rule (1) of rule 37] along with a copy of this certificate, six months prior to its expiry.
9. The owner/occupier shall submit a declaration every year in the form 'K' provided in the first schedule of Delhi Fire Service Rules 2010, form is available on www.dfs.delhigovt.nic.in.

N/16

INSPECTION REPORT

1. Name & address of the building: **Kays Banquet Restaurants, Plot No.-4, Ground Floor, Nipum Complex, Ashok Vihar, Delhi-110052.**
2. Type of Occupancy : **Assembly (Restaurant)**
3. Type of Case : **Renewal (At Ground Floor in the building comprised of Basement + Ground + Mezzanine + 3 Upper Floor)**
4. Details of previous NOC : **F6/DFS/MS/EH/2015/WZ/2114 Dated-01/12/15**
5. Fire Safety directives Letter No. : **Nil**
6. Date of inspection : **19-11-2018**
7. Name of the Inspecting Officer : **Do/W & ADO/WP**
8. Name and designation of Officer
from the building side : **Sh. Pushpinder Singh Chawla**
9. Year of Construction : **2014**
10. Applicant's letter No. : **Nil dated- Nil**

| Sr. No | Minimum standards on fire prevention and fire safety U/R 33 | BBL Requirements | Provided at site | Remarks MR/NMR |
|--------|---|------------------|------------------|----------------|
| 1. | Access of building | | | |
| | • Road width | 6 mtr. | Provided | MR |
| | • Gate width | NA | NA | NA |
| | • Width of internal road | NA | NA | NA |
| 2. | Number, width, Type & Arrangements of exits | | | |
| | a. Number of staircases | | | |
| | • Upper floors | NA | 1 Provided | NA |
| | • Basements | NA | 1 Provided | NA |
| | b. Width of staircases | | | |
| | • Upper floors | NA | 1x130cm | NA |
| | • Basements | NA | 1x127 cm | NA |
| | c. Protection of exits | | | |
| | • Fire check door | Required | Provided | MR |
| | • Pressurization | NA | NA | NA |
| | d. No of continuous staircase to terrace | Required | Provided | MR |
| | e. Width Of Corridor | NA | NA | NA |
| | f. Door Size | 1x1.5m & 1x1m | Provided | MR |

N/17

| | | | | |
|-----|---|-----------------|------------------------|----|
| 3. | Compartmentation | | | |
| | <ul style="list-style-type: none"> • Fire check door | Required | Provided | MR |
| | <ul style="list-style-type: none"> • Sealing of electrical shafts | NA | NA | NA |
| | <ul style="list-style-type: none"> • Fire Rating of shaft door | NA | NA | NA |
| | <ul style="list-style-type: none"> • Water Curtain | NA | NA | NA |
| | <ul style="list-style-type: none"> • Fire Dampers | NA | NA | NA |
| 4. | Smoke managements System | | | |
| | <ul style="list-style-type: none"> • Basements | 30 a/c per hour | (Exhaust fan Provided) | MR |
| | <ul style="list-style-type: none"> • Upper floors | NA | Provided | MR |
| 5. | Fire Extinguishers | | | |
| | <ul style="list-style-type: none"> • Total numbers | 2 | 2 | MR |
| | <ul style="list-style-type: none"> • Types | ABC / CO2 | Provided | MR |
| | <ul style="list-style-type: none"> • IS marking | ISI marked | Provided | MR |
| 6. | First – Aid Hose Reels | | | |
| | <ul style="list-style-type: none"> • Total numbers on each floor | 1 | Provided | MR |
| | <ul style="list-style-type: none"> • Length of hose reel hose | 30 m | Provided | MR |
| | <ul style="list-style-type: none"> • Nozzle diameter | 5 mm | Provided | MR |
| 7. | Automatic fire detection and alarming system | | | |
| | <ul style="list-style-type: none"> • Type of detectors | NA | Provided | NA |
| | <ul style="list-style-type: none"> • Location of Main Panel | NA | Provided | NA |
| | <ul style="list-style-type: none"> • Location of Repeater Panel | NA | NA | NA |
| | <ul style="list-style-type: none"> • Alternate source of power | NA | Provided | NA |
| | <ul style="list-style-type: none"> • Hooters' Location | NA | Provided | NA |
| 8. | MOEFA | Required | Provided | MR |
| 9. | Public Address System | NA | NA | NA |
| 10. | Automatic Sprinkler System | | | |
| | <ul style="list-style-type: none"> • Basements | NA | Provided | NA |
| | <ul style="list-style-type: none"> • Upper Floor | NA | Provided | NA |
| | <ul style="list-style-type: none"> • Sprinkler above false ceiling | NA | Provided | NA |
| 11. | Internal Hydrants: | | | |
| | <ul style="list-style-type: none"> • Size of riser/down-comer | 100 mm | Provided | MR |
| | <ul style="list-style-type: none"> • Number of hydrants per floor | 1 | Provided | MR |
| | <ul style="list-style-type: none"> • Hose Box | 1 | Provided | MR |
| 12. | Yard Hydrants | | | |
| | <ul style="list-style-type: none"> • Total number of hydrants | NA | NA | NA |
| | <ul style="list-style-type: none"> • Hose Box | NA | NA | NA |


| | | | | |
|-----|---|----------------|------------------|----|
| 13. | Pumping Arrangements: | | | |
| | <ul style="list-style-type: none"> • Ground Level • Discharge of main pump ➤ Head of main pump ➤ Number of main pumps ➤ Jockey pump out put ➤ Jockey pump head ➤ Standby Pump out put ➤ Standby Pump Head ➤ Auto Staring/Manual stopping ➤ Pump House Access <ul style="list-style-type: none"> • Terrace level ➤ Discharge of pump ➤ Head of the pump ➤ Power supply ➤ Auto starting of pump | NA | NA | NA |
| | | NA | NA | NA |
| | | NA | NA | NA |
| | | NA | NA | NA |
| | | NA | NA | NA |
| | | NA | NA | NA |
| | | NA | NA | NA |
| | | NA | NA | NA |
| | | NA | NA | NA |
| | | 450 lpm | 900 lpm Provided | MR |
| | | 40 m | Provided | MR |
| | | Required | Provided | MR |
| | | Required | Provided | MR |
| 14. | Captive water Storage for fire fighting: | | | |
| | <ul style="list-style-type: none"> • Under ground tank capacity ➤ Draw off connection ➤ Fire service inlet ➤ Access to tank • Overhead Tank capacity | NA | NA | NA |
| | | NA | NA | NA |
| | | NA | NA | NA |
| | | NA | NA | NA |
| | | 10, 000 liters | 10, 000 Liters | MR |
| 15 | Exit Signage | Required | Provided | MR |
| 16. | Provision of Lifts | | | |
| | <ul style="list-style-type: none"> ➤ Pressurization of Lift Shaft ➤ Pressurization of lift lobby ➤ Communication in lift Car ➤ Fireman's Grounding Switch ➤ Lift Signage | NA | NA | NA |
| | | NA | NA | NA |
| | | NA | NA | NA |
| | | Required | Provided | MR |
| | | Required | Provided | MR |
| 17. | Standby power supply | Required | Provided | MR |
| 18. | Refuge Area | | | |
| | <ul style="list-style-type: none"> ➤ Total area ➤ Location | NA | NA | NA |
| | | NA | NA | NA |
| 19. | Fire control room | | | |
| | <ul style="list-style-type: none"> ➤ Detector system panel ➤ Flow Switch Panel ➤ PA System Panel ➤ Battery backup ➤ Building Floor Plans | NA | NA | NA |
| | | NA | NA | NA |
| | | NA | NA | NA |
| | | NA | NA | NA |
| | | NA | NA | NA |

| | | | | |
|-----|--|----|----|----|
| 20. | Special Fire Protection Systems for Protection of special Risks, if any; | NA | NA | NA |
|-----|--|----|----|----|

The fire protection systems provided in the building were test checked and found functional at the time of inspection.

In view of the deemed compliance of minimum standards on fire prevention and fire safety as required under the rules the FSC issued vide letter no F6/DFS/MS/EH/2015/WZ/2114 Dated-01/12/15 renewal under rule 35 of the Delhi Fire Service Rules 2010.


Signature of the Inspecting Officer


30/11

Name Uday Vir Singh

Designation- ADO (WP)

Signature of the Inspecting Officer


4/12/18


Name Mukesh Verma

Designation - DO/W

~~Dy. Insp. WZ/~~
~~CFO WZ/~~
12/12/17
GPR/18
FIPK

~~DO/W/ADO/WP~~

Sir AP letter is put up for enq plr

~~CFO WZ/~~
19/12/18



11/12