

**GOVERNMENT OF NATIONAL CAPITAL TERRITORY OF DELHI**  
**HEAD QUARTERS, DELHI FIRE SERVICE, NEW DELHI - 110001**



No.F6/DFS/MS/GH/NDZ/2018/ 2278

Dated: ~~9/10/18~~

**FIRE SAFETY CERTIFICATE**

Certified that the **Sweet Dream Guest House** located at **900, Chandiwali Gali, Pahar Gnaj, New Delhi** comprised of **Ground (Reception + 03 guest rooms), 1<sup>st</sup> floor & 2<sup>nd</sup> floor (06 guest rooms at each floor) and 3<sup>rd</sup> floor owner residence, total 15 guest rooms** owned/occupied by **Sweet Dream Guest House** was granted FSC by this department vide letter No.F6/DFS/MS/GH/2015/NDZ/1624 dated **08/09/15**. The premise was re-inspected by the officer concerned of this department on **25/09/18** in the presence of Mr. Rajesh Gupta (Owner) and found that the said guest house building have deemed complied with the fire prevention and fire safety requirements in accordance with rule 33 of the Delhi Fire Service Rules, 2010 and that the premises is fit for occupancy class **Residential, Sub Division-A-1 for 15 guest rooms** with effect from ~~9/10/18~~ for period of three years in accordance with rule 36 unless renewed under rule 37 or sooner cancelled under Rule 40 and subject to compliance of the conditions under rule 38 of the Delhi Fire Service Rules 2010, printed below.

Issued ~~9/10/18~~-----at New Delhi by.

  
(Vipin Kental)  
Chief Fire Officer  
Delhi Fire Service  


Copy to:-

1. The Addl. Commissioner of Police (Lic), First Floor, P.S. Defence Colony New Delhi.
2. The Manager,  
Sweet Dream Guest House at 900, Chandiwali Gali, Pahar Gnaj, New Delhi.

**Condition for the validity of fire safety certificate**

1. All the fire safety arrangements provided therein shall be maintained in good working conditions at all times.
2. Any loss of life or property due to non functional fire safety measures shall be at the responsibility of the management.
3. The trained fire fighting staff should be available round the clock.
4. Any deviation w.r.t. construction etc. shall be verified by the concerned building sanctioning authority.
5. This fire safety certificate may not be treated in any case for regularization of unauthorized construction, if any.
6. The owner / occupier shall submit a declaration every year in form 'K' provided in the first schedule of Delhi Fire Service Rules 2010. The form is available on [www.dfs.delhigovt.nic.in](http://www.dfs.delhigovt.nic.in)
7. The means of escape shall be kept unobstructed / unlocked for unhindered evacuation in case of an emergency.
8. The owner/occupier shall apply for renewal of this Fire Safety Certificate to the Director in form 'J' [sub rule (I) of rule 37] along with a copy of this Certificate, six month prior to its expiry".

N/26

**INSPECTION REPORT**

1. Name & address of the building Sweet Dream Guest House at 900, Chandiwali Gali, Pahar Gnaj, New Delhi
2. Type of occupancy:- Residential, Sub Division-A-1  
Gr. + 03 Upper floors (total 15 Guest rooms)  
Ground (Reception + 03 guest rooms), 1<sup>st</sup> floor & 2<sup>nd</sup> floor (06 guest rooms at each floor) and 3<sup>rd</sup> floor owner residence
3. Type of case:- Renewal
4. Details of previous FSC:- No. F6/DFS/MS/GH/2015/NDZ/1624 dated 08/09/15.
5. Fire safety directives No.- N/A
6. Date of inspection:- 25/09/18
7. Name of the inspecting officer:- Sh. Manoj Kumar Sharma (ADO/CC)
8. Name & designation of officer  
From the building side:- Mr. Rajesh Gupta (Owner)
9. Year of construction:- 2001
10. Applicant's letter No:- Nil dated 12/09/2018.

Old Case

S.No.	Minimum Standards on fire Prevention and fire safety U/R 33	Requirement/ Existing fire safety arrangements	Provided at site	Remarks MR/NMR
<b>1.</b>	<b>Access to Building</b>			
	1) Road width	N/A	02 Mtr.	MR
	2) Gate width	N/A	N/A	N/A
	3) Width of internal road	N/A	N/A	N/A
<b>2.</b>	<b>Number, Width Type &amp; Arrangement of Exits</b>			
	<b>A. Number of staircases</b>			
	1. Upper floors	01 Nos.	01 Nos.	MR
	2. Basements	N/A	N/A	N/A
	<b>B. Width of staircase</b>			
	1. Upper floors	0.80 mtr.	0.83 to 0.90 mtr.	MR
	2. Basements	N/A	N/A	N/A
	<b>C. Protection of exits</b>			
	1. Fire check door	N/A	N/A	N/A
	2. Pressurization	N/A	N/A	N/A
	D. No. of continuous staircase to terrace	N/A	N/A	N/A
	E. Width of corridor	N/A	N/A	N/A
	F. Door size	1 mtr.	1 mtr.	MR
<b>3.</b>	<b>Compartmentation</b>			
	1) Fire check door	N/A	N/A	N/A
	2) Sealing of electrical shafts	N/A	N/A	N/A
	3) Fire rating of shaft door	N/A	N/A	N/A
	4) Water curtain	N/A	N/A	N/A
	5) Fire Dampers	N/A	N/A	N/A
<b>4.</b>	<b>Smoke Management System</b>			
	1) Basements	30 ACPH	N/A	N/A
	2) Upper floors	12 ACPH	Natural	MR
<b>5.</b>	<b>Fire Extinguishers</b>			
	1) Total numbers	08 Nos.	08 Nos.	MR
	2) Types	ABC & CO2	ABC & CO2	MR
	3) ISI marking	Required	Provided	MR
<b>6.</b>	<b>First-Aid Hose Reel</b>			
	1) Total number of each floor	01	01	MR
	2) Length of hose reel hose	30 m	30 m	MR
	3) Nozzle diameter	05 mm	05 mm	MR

m

<b>7.</b>	<b>Automatic Fire Detection &amp; Alarming System</b>			
	1) Type of detectors	N/A	N/A	N/A
	2) Location of main panel	N/A	N/A	N/A
	3) Location of repeater panel	N/A	N/A	N/A
	4) Alternate source of power	N/A	N/A	N/A
	5) Hooter's Location	N/A	N/A	N/A
<b>8.</b>	<b>MOEFA</b>	N/A	N/A	N/A
<b>9.</b>	<b>Public Address System</b>	Required	Provided	MR
<b>10.</b>	<b>Automatic Sprinkler System</b>			
	1) Basement	N/A	N/A	N/A
	2) Upper floors	N/A	N/A	N/A
	3) Sprinkler above false ceiling	N/A	N/A	N/A
<b>11.</b>	<b>Internal Hydrants</b>			
	1) Size of riser/down-comer	N/A	N/A	N/A
	2) Number of hydrants per floor	N/A	N/A	N/A
	3) Hose box	N/A	N/A	N/A
<b>12.</b>	<b>Yard Hydrants</b>			
	1) Total number of hydrants	N/A	N/A	N/A
	2) Hose box	N/A	N/A	N/A
<b>13.</b>	<b>Pumping Arrangement</b>			
	1) Ground level	N/A	N/A	N/A
	a) Discharge of main pump	N/A	N/A	N/A
	b) Head of main pump	N/A	N/A	N/A
	c) Number of main pump	N/A	N/A	N/A
	d) Jockey pump out put	N/A	N/A	N/A
	e) Jockey pump head	N/A	N/A	N/A
	f) Stand by pump output	N/A	N/A	N/A
	g) Stand by pump head	N/A	N/A	N/A
	h) Auto starting/Manual stopping	N/A	N/A	N/A
	2) Terrace level			
	a) Discharge of pump	225 LPM	225 LPM	MR
	b) Head of pump	30 mtr.	30 mtr.	MR
	c) Power supply	Required	Provided	MR
	d) Auto starting of pump	Required	Provided	MR
<b>14.</b>	<b>Captive Water Storage for Fire Fighting</b>			
	1) Under ground tank capacity	N/A	N/A	N/A
	a) Draw-off connection	N/A	N/A	N/A
	b) Fire service inlet	N/A	N/A	N/A
	c) Access to tank	N/A	N/A	N/A
	d) Over head tank capacity	2,500 ltr.	2,500 ltr.	MR
<b>15.</b>	<b>Exit Signage.</b>	Required	Provided	MR
<b>16.</b>	<b>Provision of Lifts.</b>			
	a) Pressurization of lift shaft	N/A	N/A	N/A
	b) Pressurization of lift lobby	N/A	N/A	N/A
	c) Communication in lift car	N/A	N/A	N/A

*M*

	d) Fireman's switch	N/A	N/A	N/A
	e) Lift signage	N/A	N/A	N/A
17.	<b>Stand by Power Supply</b>	Required	Provided	MR
18.	<b>Refuge Area</b>	N/A	N/A	N/A
	Total area location	N/A	N/A	N/A
19.	<b>Fire Control Room</b>	N/A	N/A	N/A
	a) Detector system panel	N/A	N/A	N/A
	b) Flow switch panel	N/A	N/A	N/A
	c) PA system panel	N/A	N/A	N/A
	d) Battery backup	N/A	N/A	N/A
	e) Building floor plan	N/A	N/A	N/A
20.	<b>Special Fire Protection System for Protection of special Risk, if any:</b>			N/A

The fire protection systems provided in the building were randomly tested, checked and found functional at the time of inspection.

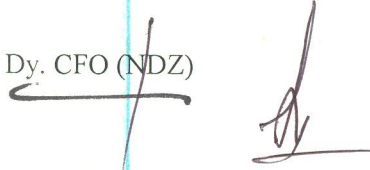
In view of the deemed compliance of the minimum standards of fire prevention and fire safety measures as required under the rules the FSC issued vide letter no. F6/DFS/MS/GH/2015/NDZ/1624 dated 08/09/15 renewal under rule 35 of the Delhi Fire Service rules 2010, is recommended.

Signature of the Inspecting Officer



Name: - M.K. Sharma  
Designation: - ADO (CC)

Dy. CFO (NDZ)



C.F.O. m.scell

FT/10.

W  
1/1X.

F.T. letter is put up for sign-off

Handwritten signature and initials

CFO(NDZ)

m.scell

W  
5/10.

779/Ch NDZ  
8/2/18