

**GOVERNMENT OF NATIONAL CAPITAL TERRITORY OF DELHI
HEADQUARTERS: DELHI FIRE SERVICE: CONNAUGHT PLACE
NEW DELHI- 110001**

Fax No. 011-23412593, Ph. 011-23412225

No. F.6/DFS/MS/GH/2018/SZ/ 543

Dated: 28/3/18

FIRE SAFETY CERTIFICATE

Certified that M/s **The Legend Inn** located at E-4, East of Kailash, New Delhi- 110065, comprised of Basement, Ground and 03 upper floor was issued FSC by this department vide letter No. F.6/DFS/MS/GH/2015/SZ/424 dated 23/03/2015 for 19 guest rooms (Ground floor- Reception, lobby & 02 guest rooms, 1st & 2nd Floor- 06 guest rooms each, 3rd Floor- 05 guest rooms). The premises was re-inspected by officer concerned of this department on 08/03/2018 in presence of Mr. Dinesh Kumar (Manager) and observed that said guest house premises have deemed complied with the fire prevention and fire safety requirements in accordance with rule 33 of the Delhi Fire Service Rules, 2010 and that the premises is fit for occupancy class "Residential" (Guest House) as above with effect from 28/3/18 2018 for a period of **Three years** in accordance with rule 36 unless renewed under rule 37 or sooner cancelled under rule 40 and subject to compliance of the conditions under Rule 38 of the Delhi Fire Service Rules, 2010

Issued on 28/3/18 at New Delhi by

W
26/3.
(Vipin Kental)
Chief Fire Officer

Copy to: -

1. Auth. Signatory, M/s The Legend Inn, E-4, East of Kailash, New Delhi- 110065
2. The Addl. Commissioner of Police (Lic.), Ist Floor, P.S. Defence Colony, New Delhi-49

Conditions for the validity of Fire Safety Certificate

1. All the means of escape/entry/exit shall be kept free from any obstruction.
2. All the fire safety arrangements provided therein shall be maintained in good working condition at all time as seen during inspection. Any loss of life or property due to non-functional fire safety measures shall be at the responsibility of the management.
3. All the staff members must know the correct method of operation of firefighting system.
4. The owner/ occupier shall submit a declaration every year in Form 'K' provided in the first schedule of Delhi Fire Service Rules 2010. The form is available on www.dfs.delhigovt.nic.in.
5. This fire safety certificate may not in any way be treated as regularization (Clause 2.8 of UBBL-2016) of unauthorized construction or Alteration (Clause 1.4.3 of UBBL-2016), if any.
6. "The owner/occupier shall apply for renewal of this Fire Safety Certificate to the Director in Form 'J' [sub rule (1) of rule 37] along with a copy of this Certificate, six months prior to its expiry."

| INSPECTION REPORT | | | | |
|-------------------|---|--|--|----------------|
| 1 | Name & Address of the Building | M/s The Legend Inn situated at E-4, East of Kailash, New Delhi- 110065 | | |
| 2 | Type of Occupancy | Residential, Group-A (Guest House) | | |
| 3 | Building Comprised of | Basement, Ground + 03 Upper floors | | |
| 4 | Type of Case | Renewal | | |
| 5 | Details of Previous NOC | F6/MS/DFS/GH/2015/SZ/424 dated 23-03-2015 | | |
| 6 | Fire Safety Directives Letter No | F6/DFS/MS/94/GH/734 dated 09/05/1994 | | |
| 7 | Date of Inspection | 08-03-2018 | | |
| 8 | Name of the Inspecting Officers | R.N. Singh, ADO (BCP) | | |
| 9 | Name & Designation of Officers from the building side | Mr. Dinesh Kumar (Manager) | | |
| 10 | Year of construction | 1994-95 | Basement (Storage), Ground floor (Reception, lobby & 02 G/rooms), 1 st floor (06 G/rooms), 2 nd floor (06 G/rooms), 3 rd floor (05 G/rooms) Total 19 Guest Rooms. | |
| 11 | Applicant letter No. | Nil dated 01-02-2018 | | |
| S. No | Minimum standards on Fire Prevention and Fire Safety U/R 33 | Old NOC requirements | Provided at Site | Remarks MR/NMR |
| 1 | Access to Building. | | | |
| | • Road width. | Required | 9 mts. | MR |
| | • Gate width | N/A | N/A | N/A |
| | • Width of internal road | N/A | N/A | N/A |
| 2 | Number, width, type & arrangement of exits. | | | |
| | a. Number of Staircase | | | |
| | • Upper floors | Required | One | MR |
| | • Basement floor | Required | Two | MR |
| | b. Width of Staircase | | | |
| | • Upper floors. | 1.25m | 1.25m | MR (old case) |
| | • Basement floor. | 1.25m | 1.25m & 0.79m | MR (old case) |
| | c. Protection of exits | | | |
| | • Fire check door | N/A | N/A | N/A |
| | • Pressurization | N/A | N/A | N/A |
| | d. No. of continuous staircase to terrace | Required | One | MR |
| | e. Width of corridor | N/A | N/A | N/A |
| | f. Door size | N/A | N/A | N/A |
| 3 | Compartmentation. | | | |
| | • Fire check door. | N/A | N/A | N/A |
| | • Sealing of electrical shafts. | N/A | N/A | N/A |
| | • Fire rating of shaft door. | N/A | N/A | N/A |
| | • Water curtain. | N/A | N/A | N/A |
| | • Fire dampers. | N/A | N/A | N/A |
| 4. | Smoke Management system. | | | |
| | • Basement | 30 ACPH | Exhaust fan provided | MR |
| | • Upper floors | 12 ACPH0 | Exhaust fan provided | MR |
| 5. | Fire Extinguishers. | | | |
| | • Total numbers | 15 No's | 20 No's | MR |
| | • Types | ABC / Co2 | ABC & Co2 | MR |
| | • ISI Marking | ISI Marked | Provided | MR |
| 6. | First Aid Hose Reels. | | | |
| | • Total numbers on each floor. | One | Provided | MR |
| | • Length of hose-reel hose. | 30m | Provided | MR |
| | • Nozzle Diameter | 5mm | Provided | MR |


| | | | | |
|-----|--|-------------|-------------------|-----|
| 7 | Automatic fire detection & alarming system. | | | |
| | <ul style="list-style-type: none"> Type of detectors | N/A | Smoke type | N/A |
| | <ul style="list-style-type: none"> Location of Main Panel | N/A | Ground floor | N/A |
| | <ul style="list-style-type: none"> Location of Repeater Panel | N/A | N/A | N/A |
| | <ul style="list-style-type: none"> Alternate source of power | N/A | Provided | N/A |
| | <ul style="list-style-type: none"> Hooter's location | N/A | Each floor | N/A |
| 8. | MOEFA | Required | Provided | MR |
| 9. | Public Address System | Required | Provided | MR |
| 10. | Automatic Sprinkler System | | | |
| | <ul style="list-style-type: none"> Basement | Required | Provided | MR |
| | <ul style="list-style-type: none"> Upper floors | N/A | N/A | N/A |
| | <ul style="list-style-type: none"> Sprinkler above false ceiling | N/A | N/A | N/A |
| 11. | Internal Hydrants. | | | |
| | <ul style="list-style-type: none"> Size of Riser / Down-comer | N/A | N/A | N/A |
| | <ul style="list-style-type: none"> Number of Hydrant per floor | N/A | N/A | N/A |
| | <ul style="list-style-type: none"> Hose box. | N/A | N/A | N/A |
| 12. | Yard Hydrants. | | | |
| | <ul style="list-style-type: none"> Total number of hydrants. | N/A | N/A | N/A |
| | <ul style="list-style-type: none"> Hose box. | N/A | N/A | N/A |
| 13. | Pumping arrangements. | | | |
| | <ul style="list-style-type: none"> Ground Level | | | |
| | <ul style="list-style-type: none"> ➤ Discharge of main pump. | N/A | N/A | N/A |
| | <ul style="list-style-type: none"> ➤ Head of main pump. | N/A | N/A | N/A |
| | <ul style="list-style-type: none"> ➤ Number of main pumps. | N/A | N/A | N/A |
| | <ul style="list-style-type: none"> ➤ Jockey Pump output. | N/A | N/A | N/A |
| | <ul style="list-style-type: none"> ➤ Jockey Pump head. | N/A | N/A | N/A |
| | <ul style="list-style-type: none"> ➤ Standby Pump output. | N/A | N/A | N/A |
| | <ul style="list-style-type: none"> ➤ Standby Pump head. | N/A | N/A | N/A |
| | <ul style="list-style-type: none"> ➤ Auto Starting/Manual Stopping. | N/A | N/A | N/A |
| | <ul style="list-style-type: none"> ➤ Pump House Access | N/A | N/A | N/A |
| | <ul style="list-style-type: none"> Terrace Level | | | |
| | <ul style="list-style-type: none"> ➤ Discharge of pump. | 900 LPM | Provided | MR |
| | <ul style="list-style-type: none"> ➤ Head of pump. | 40 mtr | Provided | MR |
| | <ul style="list-style-type: none"> ➤ Power supply. | Required | Provided | MR |
| | <ul style="list-style-type: none"> ➤ Auto starting of pump. | Required | Provided | MR |
| 14. | Captive water storage for Fire Fighting. | | | |
| | <ul style="list-style-type: none"> Underground tank capacity. | N/A | N/A | N/A |
| | <ul style="list-style-type: none"> ➤ Draw-off connection. | N/A | N/A | N/A |
| | <ul style="list-style-type: none"> ➤ Fire Service Inlet. | N/A | N/A | N/A |
| | <ul style="list-style-type: none"> ➤ Access to tank. | N/A | N/A | N/A |
| | <ul style="list-style-type: none"> Overhead tank capacity. | 10,000 Ltr. | Provided | MR |
| 15. | Exit Signage. | Required | Provided | MR |
| 16. | Provision of Lifts. | | | |
| | <ul style="list-style-type: none"> Pressurization of lift shaft. | N/A | N/A | N/A |
| | <ul style="list-style-type: none"> Pressurization of lift lobby. | N/A | N/A | N/A |
| | <ul style="list-style-type: none"> Communication in lift car. | N/A | Provided | N/A |
| | <ul style="list-style-type: none"> Fireman's switch. | Required | Provided | MR |
| | <ul style="list-style-type: none"> Lift signage. | N/A | Provided | N/A |
| 17 | Standby Power Supply | Required | Provided (DG Set) | MR |
| 18. | Refuge Area | | | |
| | <ul style="list-style-type: none"> Total area | N/A | N/A | N/A |
| | <ul style="list-style-type: none"> Location | N/A | N/A | N/A |

| | | | | |
|-----|---|-----|-----|-----|
| 19. | Fire Control Room. | | | |
| | • Detector System Panel. | N/A | N/A | N/A |
| | • Flow Switch Panel. | N/A | N/A | N/A |
| | • PA system Panel. | N/A | N/A | N/A |
| | • Battery backup | N/A | N/A | N/A |
| | • Building floor plan | N/A | N/A | N/A |
| 20. | Special Fire Protection System for the Protection of special Risk, if any. | N/A | N/A | N/A |

The Fire protection systems provided in the building were test checked at random and found functional at the time of inspection.


Keeping in view the deemed compliance of the minimum standards on fire prevention and fire safety measures as required under the rules, the FSC issued vide letter No. F6/MS/DFS/GH/2015/SZ/424 dated 23/03/2015, renewal under rule 37 of the Delhi Fire Service rules, 2010 is recommended.

Accordingly DFA is put up for approval and signature please.


 Signature of the Inspecting Officer
 Name : R.N. Singh
 Designation: ADO (BCP)

The Legend Inn, F-4, East of Kailash, New Delhi- 110065


DO (SD)


09/3/18



DO/S/203
9/3/18

17/11/2012
26/3-12/12


15/3



CFO(S)1

M-S cell

FTM.



16/3

FT letter is put up for sign. pls.

CRO/SP2

M-S cell


26/3.


22/3