

**GOVERNMENT OF NATIONAL CAPITAL TERRITORY OF DELHI
HEAD QUARTERS: DELHI FIRE SERVICE: NEW DELHI-110001**

No.F6/DFS/MS/GH/SZ/2017/ 366

Dated: 14/03/17

FIRE SAFETY CERTIFICATE

Certified that M/s. Radiance Guest house located at 15A/51, W.E.A, Karol Bagh, New Delhi-110005 comprised of basement (Hall/storage), ground floor (office, reception, shops & 01 guest room), first floor (08 guest room), second floor (08 guest rooms) and third floor (staff pantry) was granted FSC by this department vide letter No. F6/DFS/MS/GH/2013/467 dated 01.02.2013. The premises was re-inspected by the officer concerned of this department on 02/02/17 in presence of Mr. Kanhiya Kumar, manager of the guest house and found that the guest house is deemed complied with the fire prevention and fire safety requirements in accordance with rule 33 of the Delhi Fire Service Rules, 2010 and that the premises is fit for occupancy class residential (guest house) with effect from ~~14/03/17~~ for a period of three years in accordance with rule 36 unless renewed under rule 37 or sooner cancelled under Rule 40 and subject to compliance of the conditions under rule 38 of the Delhi Fire Service Rules 2010, printed below.

Issued ~~14/03/17~~ at New Delhi by.

(VIPEN KENTAL)
Chief Fire Officer

9/3.
9c 9/3/17

Copy to:-

1. The Manager, M/s. Radiance Guest house, 15A/51, W.E.A, Karol Bagh, New Delhi- 05.
2. The Joint C.P.(Lic.), Police Station, Defence Colony, 1st floor, New Delhi

Following Fire Safety Directives must be adhered to: -

1. All the fire safety arrangements provided therein shall be maintained in good working conditions at all times.
2. Any loss of life or property due to non-functional of fire safety measures shall be at the risk & responsibility of the management.
3. The trained firefighting staffs should be available round the clock.
4. Any deviation w.r.t. construction etc. shall be verified by the concerned building sanctioning authority.
5. The basement shall be used as per the provisions of BBL.
6. This fire safety certificate may not be treated in any case for regularization of unauthorized construction, if any.
7. The owner / occupier shall submit a declaration every year in form 'K' provided in the first schedule of Delhi Fire Service Rules 2010. The form is available on www.dfs.delhigovt.nic.in
8. The owner/occupier shall apply for renewal of this Fire Safety Certificate to the Director in Form "J" [sub rule (1) of rule 37] along with a copy of this certificate, six months prior to its expiry. The form is available on www.dfs.delhigovt.nic.in

INSPECTION REPORT

1. Name & address of the building : M/s. Radiance Guest house, 15A/51, W.E.A, Karol Bagh, New Delhi- 05
2. Type of Occupancy : Lodging House
3. Type of Case : Renewal
4. Details of previous NOC : F6/DFS/MS/GH/2013/467 dated 01.02.2013
5. Fire Safety directives letter No : Nil
6. Date of inspection : 02.02.2017
7. Name of the Inspecting Officers : M.K. Chattopadhyay, DO(South West)
8. Name and designation of officers from the building side : Mr. Kanhiya Kumar, manager
9. Year of Construction : Before 2005
10. Applicant's letter No. : nil dated nil

The said guest house is comprised of basement (Hall/storage), ground floor (office, reception, shops & 01 guest room), first floor (08 guest room), second floor (08 guest rooms) and third floor (staff pantry).

S. No.	Minimum Standards on fire prevention and fire safety U/R 33	Requirement / Existing fire safety arrangements	Provided at site	Remarks MR/NMR
1	Access to building			
	• Road width	06 mts	06 mts	MR
	• Gate width	4.5 mts	Directly accessible	MR
	• Width of internal road	N/A	N/A	N/A
2	Number, Width, Type & Arrangement of Exits			
	a. Number of staircases	-	-	-
	• Upper Floors	01	01	MR
	• Basements	01	01	MR
	b. Width of staircases	-	-	-
	• Upper Floors	1.25 mts	1.28 mts	MR
	• Basements	1.25 mts	1.45 mts	MR
	c. Protection of exits	-	-	-
	• Fire check door	N/A	N/A	N/A
	• Pressurization	N/A	N/A	N/A
	e. No. of continuous staircases to terrace	01	01	MR
	g. Width of Corridor	1.25 mts	1.75 mts	MR
	h. Door Size	1.0 mt	0.87 mt.	MR being old case
3	Compartmentation.			
	• Fire check door	N/A	N/A	N/A
	• Sealing of electrical shafts	N/A	N/A	N/A
	• Fire Rating of shaft door	N/A	N/A	N/A
	• Water Curtain	N/A	N/A	N/A
	• Fire Dampers	N/A	N/A	N/A

4	Smoke Management System.			
	<ul style="list-style-type: none"> Basements 	30 a/c per hour	Exhaust fan provided	MR
	<ul style="list-style-type: none"> Upper floors 	12 a/c per hour	Natural Ventilation	MR
5	Fire Extinguishers			
	<ul style="list-style-type: none"> Total numbers 	12	Provided	MR
	<ul style="list-style-type: none"> Types 	CO ₂ , ABC, WCO ₂	Provided	MR
	<ul style="list-style-type: none"> IS marking 	ISI marked	Provided	MR
6	First-Aid Hose Reels.			
	<ul style="list-style-type: none"> Total numbers on each floor 	01	Provided	MR
	<ul style="list-style-type: none"> Length of hose reel hose 	30 m	Provided	MR
	<ul style="list-style-type: none"> Nozzle diameter 	5 mm	Provided	MR
7	Automatic fire detection and alarming system.			
	<ul style="list-style-type: none"> Type of detectors 	N/A	N/A	N/A
	<ul style="list-style-type: none"> Location of Main Panel 	N/A	N/A	N/A
	<ul style="list-style-type: none"> Location of Repeater Panel 	N/A	N/A	N/A
	<ul style="list-style-type: none"> Alternate source of power 	N/A	N/A	N/A
	<ul style="list-style-type: none"> Hooters' Location 	N/A	N/A	N/A
8	MOEFA	Required	Provided	MR
9	Public Address System.	Required	Provided	MR
10	Automatic Sprinkler System.			
	<ul style="list-style-type: none"> Basement 	Required	Provided	MR
	<ul style="list-style-type: none"> Upper Floor 	N/A	N/A	N/A
	<ul style="list-style-type: none"> Sprinkler above false ceiling 	N/A	N/A	N/A
11	Internal Hydrants			
	<ul style="list-style-type: none"> Size of riser/down-comer 	N/A	N/A	N/A
	<ul style="list-style-type: none"> Number of hydrants per floor 	N/A	N/A	N/A
	<ul style="list-style-type: none"> Hose Box 	N/A	N/A	N/A
12	Yard Hydrants.			
	<ul style="list-style-type: none"> Total number of hydrants 	N/A	N/A	N/A
	<ul style="list-style-type: none"> Hose Box 	N/A	N/A	N/A
13	Pumping Arrangements.			
	<ul style="list-style-type: none"> Ground Level 	---	---	---
	<ul style="list-style-type: none"> ➤ Discharge of main Pump 	N/A	N/A	N/A
	<ul style="list-style-type: none"> ➤ Head of Main pump 	N/A	N/A	N/A
	<ul style="list-style-type: none"> ➤ Number of main pumps 	N/A	N/A	N/A
	<ul style="list-style-type: none"> ➤ Jockey Pump out put 	N/A	N/A	N/A
	<ul style="list-style-type: none"> ➤ Jockey pump head 	N/A	N/A	N/A
	<ul style="list-style-type: none"> ➤ Standby Pump out put 			


	➤ Standby Pump Head	N/A	N/A	N/A
	➤ Auto Starting/ Manual stopping	N/A	N/A	N/A
	➤ Pump House Access	N/A	N/A	N/A
	• Terrace level	-----	-----	-----
	➤ Discharge of pump	450 LPM	450 LPM	MR
	➤ Head of the pump	40 mts	40 mts	MR
	➤ Power Supply	Required	Provided	MR
	➤ Auto Starting of pump	Required	Provided	MR
14	Captive Water Storage for fire fighting.			
	• Underground tank capacity	N/A	N/A	N/A
	➤ Draw-off connection	N/A	N/A	N/A
	➤ Fire service inlet	N/A	N/A	N/A
	➤ Access to tank	N/A	N/A	N/A
	• Overhead Tank capacity	5,000 lts	5,000 lts	MR
15	Exit Signage.	Required	Provided	MR
16	Provision of Lifts.			
	• Pressurization of Lift Shaft	N/A	N/A	N/A
	• Pressurization of Lift lobby	N/A	N/A	N/A
	• Communication In lift Car	Old lift	N/A	N/A
	• Fireman's Grounding Switch	Required	Provided	MR
	• Lift Signage	Required	Provided	MR
17	Standby power supply	Required	Provided	MR
18	Refuge Area.			
	➤ Total Area	N/A	N/A	N/A
	➤ Location	N/A	N/A	N/A
19	Fire Control Room			
	• Detector System Panel	N/A	N/A	N/A
	• Flow Switch Panel	N/A	N/A	N/A
	• PA System Panel	N/A	N/A	N/A
	• Batter backup	N/A	N/A	N/A
	• Building Floor Plans	N/A	N/A	N/A
20	Special Fire Protection Systems for Protection of special Risks, if any:	Required	Two ABC type fire extinguisher found provided near elect. panel	MR

The fire protection systems provided in the building were checked and found functional at the

In view the deemed compliance of the minimum standards on fire prevention and fire safety measures as required under the rules, the NOC issued vide letter No. F6/DFS/MS/GH/2013/467 dated 01.02.2013, renewal under rule 35 of the Delhi Fire Service rules 2010 is recommended.


DFA is put up for approval & signature please.

Note: - The requirement of overhead water storage tank capacity in the year 2005 for guest house building was 5000 lts for basement, ground & 03 upper floors and same is provided.


13/2/17

Signature of the Inspecting Officer
Name M.K.CHATTOPADHYAY
Div. Officer (South West)

DCFO (S2)


14/2

495/DO(SW)
13/02/2017


628/CFOS2
20/2/17/2/2
10/2/17

CFOS (S2)

Pl see requirement of O.H water storage tanks at N/1 and what about compliance of other shortcomings communicated earlier



DCFO S2


17/2