

GOVERNMENT OF NATIONAL CAPITAL TERRITORY OF DELHI  
HEAD QUARTERS : DELHI FIRE SERVICE : NEW DELHI - 110001

Fax:- 011-23412593

E-mail ID: [cfohq.dfire@nic.in](mailto:cfohq.dfire@nic.in)

No F6/DFS/MS/Hotel/2014/1102/319

Dated 07/03/14

FIRE SAFETY CERTIFICATE

Certified that the Hotel "Shangri-La" located at 19, Ashoka Road, New Delhi comprised of Lower Basement, Upper Basement, Ground Floor + 18 upper Floors was granted NOC by this department vide letter No.F6/MS/DFS/Hotel/2011/505 dated 18/03/2011. The premises was re-inspected by the officers concerned of this department on 25-02-2014 in the presence of Sh. Virender Singh (Fire Officer) and found that the said building have deemed complied with the fire prevention and fire safety requirements in accordance with rule 33 of the Delhi Fire Service Rules, 2010 and that the premises, is fit for occupancy class Sub Division A-6 Hotels (starred) of Group A "Residential Building" with effect from ~~07/03/~~2014 for a period of three years in accordance with rule 36 unless renewed under rule 37 or sooner cancelled under Rule 40 and subject to compliance of the conditions under rule 38 of the Delhi Fire Service Rules, 2010.

Issued on .....07/03/14..... at New Delhi by.

  
(Dr. G. C. Misra)  
Chief Fire Officer  
Delhi Fire Service  
Ph - 011-23414333

Copy to:-

1. Hotel "Shangri-La" located at 19, Ashoka Road, New Delhi.
2. The Joint. Commissioner of Police (Lic), First Floor, P.S. Defence Colony New Delhi - 110049 w.r.t. letter No. 3607/joint. C.P./Lic(H) dated Delhi the 23-01-2014.

Condition for the validity of fire safety certificate

1. All the fire safety arrangements provided therein shall be maintained in good working condition at all time. The owner / occupier shall submit a declaration every year in Form 'K' provided in the first schedule of Delhi Fire Service Rules 2010. The form is available on [www.dfs.delhigovt.nic.in](http://www.dfs.delhigovt.nic.in).
2. Any loss of life or property due to non-functional fire safety measures shall be at the responsibility of the management.
3. The trained fire fighting staff should be available round the clock.
4. Any deviation w.r.t construction etc. shall be verified by the concerned building sanctioning authority.
5. This fire safety certificate may not be treated in any case for regularization of unauthorized construction, if any.

N/28

**INSPECTION REPORT**

1. Name & address of the building : Hotel "Shangri-la" located at 19, Ashoka Road, New Delhi
2. Type of Occupancy : Highrise building (2B + Gr. + 18 floors )
3. Type of Case : Renewal
4. Details of previous NOC : F6/MS/DFS/Hotel/2011/505 dated 18/03/2011
5. Fire Safety directives Letter No. : NA
6. Date of inspection : 25/02/2014
7. Name of the Inspecting Officer : Sh. Rajesh Panwar Dy. CFO (NDZ), Sh. Gurmukh Singh  
(DO/CD) & Sh. M. K. Sharma (ADO/CC)
8. Name and designation of Officer  
from the building side : Sh. Virender Singh Fire Officer
9. Year of Construction : old building
10. Applicant's letter No. : 3607/Joint C.P./Lic. (H) dated New Delhi the 23/01/2014

S No	Minimum standards on fire prevention and fire safety U/R 33	Existing Requirements	Provided at site	Remarks MR/NMR
1.	Access of building			
	• Road width	9 Mtr.	9 Mtr.	MR
	• Gate width	5 Mtr.	5 Mtr.	MR
	• Width of internal road	6 Mtr.	6 Mtr.	MR
2.	Number, width, Type & Arrangements of exits & Ramps			
	a. Number of staircases			
	• Upper floors	3 Nos.	3 Nos.	MR
	• Basements	5 Nos.	5 Nos.	MR
	b. Width of staircases			
	• Upper floors	1.17 & 2@ .75 cms.	1.17&2@.75 cms.	MR
	• Basements	.97,1.15,1.17,1.20 & 1.25 Mtr.	97,1.15,1.17,1.20 & 1.25 Mtr.	MR
	c. Protection of exits			
		Required	Provided	MR

Ment

N/29

	<ul style="list-style-type: none"> <li>• Fire check door</li> <li>• Pressurization</li> </ul>	Required	Provided	MR
	d. No of continuous staircase to terrace	02	02	MR
	e. Width Of Corridor	1.5 Mt.	1.5 Mt.	MR
	f. Door Size	1 Mt.	1 Mt.	MR
3.	Compartmentation			
	<ul style="list-style-type: none"> <li>• Fire check door in Basement</li> </ul>	Required	Provided	MR
	<ul style="list-style-type: none"> <li>• Sealing of electrical shafts</li> </ul>	Required	Provided	MR
	<ul style="list-style-type: none"> <li>• Fire Rating of shaft door</li> </ul>	Required	Provided	MR
	<ul style="list-style-type: none"> <li>• Water Curtain</li> </ul>	Required	Provided	MR
	<ul style="list-style-type: none"> <li>• Fire Dampers</li> </ul>	Required	Provided	MR
4	Smoke managements System			
	<ul style="list-style-type: none"> <li>• Basements</li> </ul>	30 ACPH	Mechanical	MR
	<ul style="list-style-type: none"> <li>• Upper floors</li> </ul>	12 ACPH	NATURAL	MR
5	Fire Extinguishers			
	<ul style="list-style-type: none"> <li>• Total numbers</li> </ul>	130 Nos.	132 Nos.	MR
	<ul style="list-style-type: none"> <li>• Types</li> </ul>	ABC, CO <sub>2</sub> , Wco <sub>2</sub> ,	ABC, CO <sub>2</sub> , Wco <sub>2</sub>	MR
	<ul style="list-style-type: none"> <li>• IS marking</li> </ul>	Foam	Foam	MR
		Required	Provided	MR
6	First – Aid Hose Reels			
	<ul style="list-style-type: none"> <li>• Total numbers on each floor</li> </ul>	01 each floor	01 each floor	MR
	<ul style="list-style-type: none"> <li>• Length of hose reel hose</li> </ul>	36 Mtr.	36 Mtr.	MR
	<ul style="list-style-type: none"> <li>• Nozzle diameter</li> </ul>	05 MM	05 MM	MR
7	Automatic fire detection and alarming system			
	<ul style="list-style-type: none"> <li>• Type of detectors</li> </ul>	Required	Provided	MR
	<ul style="list-style-type: none"> <li>• Location of Main Panel</li> </ul>	G. floor	G. floor	MR
	<ul style="list-style-type: none"> <li>• Location of Repeater Panel</li> </ul>	Zone wise	Zone wise	MR
	<ul style="list-style-type: none"> <li>• Alternate source of power</li> </ul>	Required	Provided	MR
	<ul style="list-style-type: none"> <li>• Hooters' Location</li> </ul>	Floor wise	Floor wise	MR
8	MOEFA	Required	Provided	MR

9	Public Address System	Required	Provided	MR
10	Automatic Sprinkler			
	• Basements	Required	Partially	MR
	• Upper Floor	Required	Provided	MR
	• Sprinkler above false ceiling	Required	Not Provided	NMR
11	Internal Hydrants			
	• Size of riser/down- comer	150 MM	150 MM	MR
	• Number of hydrants per floor	02 each floor	02 each floor	MR
	• Hose Box	02 each floor	02 each floor	MR
12	Yard Hydrants			
	• Total number of hydrants	02	02	MR
	• Hose Box	02	02	MR
13	Pumping Arrangements			
	○ Ground Level			
	• Discharge of main pump	2850 LPM	2850 LPM	MR
	• Head of main pump	60 Mtr.	60 Mtr.	MR
	• Number of main pumps	2	2	NMR
	• Jockey pump out put	180 LPM	180 LPM	MR
	• Jockey pump head	30 Mtr.	30 Mtr.	MR
	• Standby Pump out put(Diesel)	2850 LPM	2850 LPM	MR
	• Standby Pump Head	60 Mtr.	60 Mtr.	MR
	• auto Staring/Manual stopping	Required	Provided	MR
	• Pump House Access	Required	Provided	MR
	○ Terrace level			
	• Discharge of pump	NA	NA	NA
	• Head of the pump	NA	NA	NA
	• Power supply	NA	NA	NA
	• Auto starting of pump	Required	Provided	MR
14	Captive water Storage for fire fighting			
	• Under ground tank capacity	2,50,000 Ltr.	2,50,000 Ltr.	NMR
		Required	Provided	MR


Merk


N/31

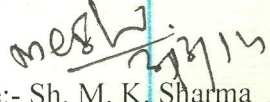
	<ul style="list-style-type: none"> <li>• Draw of connection</li> </ul>	Required	Provided	MR
	<ul style="list-style-type: none"> <li>• Fire service inlet</li> </ul>	Required	Provided	MR
	<ul style="list-style-type: none"> <li>• Access to tank</li> </ul>	Required	Provided	MR
	<ul style="list-style-type: none"> <li>• Overhead Tank capacity</li> </ul>	50,000 Ltr.	50,000 Ltr.	MR
15	Exit Signage	Required	Provided	MR
16	Provision of Lifts			
	<ul style="list-style-type: none"> <li>• Pressurization of Lift Shaft-7</li> </ul>	Required	Provided	MR
	<ul style="list-style-type: none"> <li>• Pressurization of lift lobby-7</li> </ul>	Required	Provided	MR
	<ul style="list-style-type: none"> <li>• Communication in lift Car</li> </ul>	Required	Provided	MR
	<ul style="list-style-type: none"> <li>• Fireman's Grounding Switch</li> </ul>	Required	Provided	MR
	<ul style="list-style-type: none"> <li>• Lift Signage</li> </ul>	Required	Provided	MR
17	Standby power supply	Required	Provided	MR
18	Refuge Area			
	<ul style="list-style-type: none"> <li>• Total area</li> </ul>	NA	NA	NA
	<ul style="list-style-type: none"> <li>• Location</li> </ul>	NA	NA	NA
19	Fire control room	At Ground Floor		
	<ul style="list-style-type: none"> <li>• Detector system panel</li> </ul>	Required	Provided	MR
	<ul style="list-style-type: none"> <li>• Flow Switch Panel</li> </ul>	Required	Provided	MR
	<ul style="list-style-type: none"> <li>• PA System Panel</li> </ul>	Required	Provided	MR
	<ul style="list-style-type: none"> <li>• Batter backup</li> </ul>	Required	Provided	MR
	<ul style="list-style-type: none"> <li>• Building Floor Plans</li> </ul>	NA	NA	NA
20	Special Fire Protection Systems for Protection of special Risks, if any;	Required	Co <sub>2</sub> , ABC	MR

The fire protection systems provided in the building were tested, checked and found functional at the time of inspection.

In view of the deemed compliance of the minimum standards of fire prevention and fire safety measures as required under the rules the NOC issued vide letter no. F6/MS/DFS/Hotel/2011/505 dated 18/03/2011 renewal under rule 35 of the Delhi Fire Service rules 2010 is recommended.

  
 Name :- Rajesh Panwar  
 Designation :- D.C.F.O. (NDZ)

  
 Name :- Sh. Gurmukh Singh  
 Designation :- DO(CD)

  
 Name:- Sh. M. K. Sharma  
 Designation :- A. D.O. (CC)