

**GOVERNMENT OF NATIONAL CAPITAL TERRITORY OF DELHI  
HEAD QUARTERS: DELHI FIRE SERVICE: NEW DELHI-110001**

Fax: 23412593, E-mail: [cfohq.dlfire@nic.in](mailto:cfohq.dlfire@nic.in), Tel:- 011-23414333


NO.F6/DFS/MS/EH/2013/ 52 /1311

Dated: 13 / 12 / 13

**FIRE SAFETY CERTIFICATE**

Certified that **Sanghai-30 Restaurant (A unit of Aarm Healthcare Private Limited)** located at ground & Mezzanine Floor (seating capacity 96) of E-30, Hauz Khas main market, Hauz Khas, New Delhi-16 was inspected by the officer concerned of this department on 01-12-2013 in presence of Mr. Ashly Alemao, CEO of the restaurant and found that the said restaurant have complied with the fire prevention and fire safety requirements in accordance with rule 33 of the Delhi Fire Service Rules 2010 and that the premises / building is fit for occupancy class **Assembly group-D (restaurant)** with effect from 13/12/13 for a period of **3(three)** years in accordance with rule 36 unless renewed under rule 37 or sooner cancelled under rule 40 and subject to compliance of the conditions under rule 38 of the Delhi fire service Rules,2010.

Issued on 13/12/13 at New Delhi by.



(Dr. G.C. Misra)  
CHIEF FIRE OFFICER  
DELHI FIRE SERVICE

Copy to: -

1. The Addl.C.P (Lic.), Police Station, Defence Colony, 1<sup>st</sup> floor, New Delhi.
2. Deputy Health Officer, South Zone, SDMC, Health Department, Aurbindo Marg, Green Park, New Delhi.
3. The CEO, Sanghai-30 Restaurant (A unit of Aarm Healthcare Private Limited), E-30, Hauz Khas main market, Hauz Khas, New Delhi-16

**Conditions for the validity of fire safety certificate**

- a. All the fire safety and means of escape facilities shall be maintained in good working conditions at all time. Any lapse rendering fire safety or means of evacuation facilities rendering non-functional shall be the responsibility of the management.
- b. Building Sanctioning authority may verify any deviation with regard to the construction / occupancy in the building. In case of any deviation, the fire safety certificate stands null and void.
- c. The staffs shall be trained for operating fire fighting system and mock evacuation drills be conducted at regular intervals and record be maintained.
- d. The owner/occupier shall submit a declaration every year in form 'K' provided in the first schedule of Delhi Fire Service Rules 2010. The form is available on website [www.dfs.delhigovt.nic.in](http://www.dfs.delhigovt.nic.in)

N-5

### INSPECTION REPORT

1. Name & address of the building : Sanghai-30 Restaurant (A unit of Aarm Healthcare Private Limited), E-30, Hauz Khas main market, Hauz Khas, New Delhi
2. Type of Occupancy : Restaurant (Assembly group-D)
3. Type of Case : New Case
4. Details of previous NOC : N/A
5. Fire Safety directives letter No : Delhi Fire Service Act 2007 & Rules 2010
6. Date of inspection : 01-12-2013
7. Name of the Inspecting Officers : Atul Garg, DCFO(SZ), M.K.Chattopadhyay, ADO(M.Rd)
8. Name and designation of officers from the building side : Mr. Ashly Alemao, CEO
9. Year of Construction : 1966
10. Applicant's letter No. : Nil dated 27.09.2013.

**Restaurant is located on ground & Mezzanine floor (seating capacity 96) of a building comprised of basement, ground, mezzanine & three upper floors.**

| S. No. | Minimum Standards on fire prevention and fire safety U/R 33              | NBC/BBL Requirements | Provided at site         | Remarks MR/NMR |
|--------|--|----------------------|--------------------------|----------------|
| 1      | <b>Access to building</b>  |                      |                          |                |
|        | <ul style="list-style-type: none"><li>• Road width</li></ul>             | 06 mts               | Provided                 | MR             |
|        | <ul style="list-style-type: none"><li>• Gate width</li></ul>             | 4.5 mts              | Directly accessible      | MR             |
|        | <ul style="list-style-type: none"><li>• Width of internal road</li></ul> | N/A                  | N/A                      | N/A            |
| 2      | <b>Number, Width, Type &amp; Arrangement of Exits</b>                    |                      |                          |                |
|        | a. Number of staircases  | -                    | -                        | -              |
|        | <ul style="list-style-type: none"><li>• Upper Floors</li></ul>           | 02                   | Provided                 | MR             |
|        | <ul style="list-style-type: none"><li>• Basements</li></ul>              | N/A                  | N/A                      | N/A            |
|        | b. Width of staircases   | -                    | -                        | -              |
|        | <ul style="list-style-type: none"><li>• Upper Floors</li></ul>           | 1.25 mts             | 1.38-1.65 mts & 1.10 mts | MR             |
|        | <ul style="list-style-type: none"><li>• Basements</li></ul>              | N/A                  | N/A                      | N/A            |
|        | c. Protection of exits   | ---                  | ---                      | ---            |
|        | <ul style="list-style-type: none"><li>• Fire check door</li></ul>        | N/A                  | N/A                      | N/A            |
|        | <ul style="list-style-type: none"><li>• Pressurization</li></ul>         | N/A                  | N/A                      | N/A            |
|        | e. No. of continuous staircases to terrace                               | 01                   | 01                       | MR             |
|        | g. Width of Corridor   | N/A                  | N/A                      | N/A            |
|        | h. Door Size   | 2.0 mts              | 2.0 mts, 0.90 mts        | MR             |
| 3      | <b>Compartmentation.</b>   |                      |                          |                |



|    |   |   |                        |      |
|----|---|---|------------------------|------|
|    | <ul style="list-style-type: none"> <li>• Fire check door</li> <li>• Sealing of electrical shafts</li> <li>• Fire Rating of shaft door</li> <li>• Water Curtain</li> <li>• Fire Dampers</li> </ul>               | N/A   | N/A                    | N/A  |
|    |   | N/A   | N/A                    | N/A  |
|    |   | N/A   | N/A                    | N/A  |
|    |   | N/A   | N/A                    | N/A  |
|    |   | N/A   | N/A                    | N/A  |
| 4  | <b>Smoke Management System.</b>   |   |                        |      |
|    | <ul style="list-style-type: none"> <li>• Basements</li> <li>• Upper floors</li> </ul>   | 30 a/c per hour                             | N/A                    | N/A  |
|    |   | 12 a/c per hour                             | Provided               | MR   |
| 5  | <b>Fire Extinguishers</b>   |   |                        |      |
|    | <ul style="list-style-type: none"> <li>• Total numbers</li> <li>• Types</li> <li>• IS marking</li> </ul>  | 16  | Provided               | MR   |
|    |   | ABC, CO <sub>2</sub>                        | Provided               | MR   |
|    |   | ISI marked                                  | Provided               | MR   |
| 6  | <b>First-Aid Hose Reels.</b>  |   |                        |      |
|    | <ul style="list-style-type: none"> <li>• Total numbers on each floor</li> <li>• Length of hose reel hose</li> <li>• Nozzle diameter</li> </ul>  | 01  | Provided in restaurant | MR   |
|    |   | 30 m  | Provided               | MR   |
|    |   | 5 mm  | Provided               | MR   |
| 7  | <b>Automatic fire detection and alarming system.</b>  |   |                        |      |
|    | <ul style="list-style-type: none"> <li>• Type of detectors</li> <li>• Location of Main Panel</li> <li>• Location of Repeater Panel</li> <li>• Alternate source of power</li> <li>• Hooters' Location</li> </ul> | Not Required                                | Provided               | ---- |
|    |   | Not Required                                | Provided               | ---- |
|    |   | N/A   | N/A                    | N/A  |
|    |   | Not Required                                | Provided               | ---- |
|    |   | Not Required                                | Provided               | ---- |
| 8  | <b>MOEFA</b>  | Required                                    | Provided               | MR   |
| 9  | <b>Public Address System.</b>   | N/A   | N/A                    | N/A  |
| 10 | <b>Automatic Sprinkler System.</b>  |   |                        |      |
|    | <ul style="list-style-type: none"> <li>• Basement</li> <li>• Upper Floor</li> <li>• Sprinkler above false ceiling</li> </ul>  | Not Required<br>(area <100 m <sup>2</sup> ) | Provided               | ---- |
|    |   | Required                                    | Provided               | MR   |
|    |   | N/A   | N/A                    | N/A  |
| 11 | <b>Internal Hydrants</b>  |   |                        |      |
|    | <ul style="list-style-type: none"> <li>• Size of riser/down-comer</li> <li>• Number of hydrants per floor</li> <li>• Hose Box</li> </ul>  | 100 mm                                      | Provided               | MR   |
|    |   | 01  | Provided               | MR   |
|    |   | 01  | Provided               | MR   |



|    |   |               |          |     |
|----|---|---------------|----------|-----|
| 12 | <b>Yard Hydrants.</b>                           |               |          |     |
|    | • Total number of hydrants                      | N/A           | N/A      | N/A |
|    | • Hose Box                                      | N/A           | N/A      | N/A |
| 13 | <b>Pumping Arrangements.</b>                    |               |          |     |
|    | • Ground Level                                  | -             | -        | -   |
|    | ➤ Discharge of main Pump                        | N/A           | N/A      | N/A |
|    | ➤ Head of Main pump                             | N/A           | N/A      | N/A |
|    | ➤ Number of main pumps                          | N/A           | N/A      | N/A |
|    | ➤ Jockey Pump out put                           | N/A           | N/A      | N/A |
|    | ➤ Jockey pump head                              | N/A           | N/A      | N/A |
|    | ➤ Standby Pump out put                          | N/A           | N/A      | N/A |
|    | ➤ Standby Pump Head                             | N/A           | N/A      | N/A |
|    | ➤ Auto Starting/ Manual stopping                | N/A           | N/A      | N/A |
|    | ➤ Pump House Access                             | N/A           | N/A      | N/A |
|    | • Terrace level                                 | N/A           | N/A      | N/A |
|    | ➤ Discharge of pump                             | 450 LPM       | Provided | MR  |
|    | ➤ Head of the pump                              | 40 mts        | Provided | MR  |
|    | ➤ Power Supply                                  | Required      | Provided | MR  |
|    | ➤ Auto Starting of pump                         | Required      | provided | MR  |
| 14 | <b>Captive Water Storage for fire fighting.</b> |               |          |     |
|    | • Underground tank capacity                     | N/A           | N/A      | N/A |
|    | ➤ Draw-off connection                           | N/A           | N/A      | N/A |
|    | ➤ Fire service inlet                            | N/A           | N/A      | N/A |
|    | ➤ Access to tank                                | N/A           | N/A      | N/A |
|    | • Overhead Tank capacity                        | 10,000 liters | Provided | MR  |
| 15 | <b>Exit Signage.</b>                            | Required      | Provided | MR  |
| 16 | <b>Provision of Lifts.</b>                      |               |          |     |
|    | • Pressurization of Lift Shaft                  | N/A           | N/A      | N/A |
|    | • Pressurization of Lift lobby                  | N/A           | N/A      | N/A |
|    | • Communication In lift Car                     | N/A           | N/A      | N/A |
|    | • Fireman's Grounding Switch                    | N/A           | N/A      | N/A |

A-8


|    |  |          |   |     |
|----|--|----------|---|-----|
|    | <ul style="list-style-type: none"><li>Lift Signage</li></ul>             | N/A      | N/A   | N/A |
| 17 | <b>Standby power supply</b>  | Required | 125 KVA<br>Provided   | MR  |
| 18 | <b>Refuge Area.</b>  |          |   |     |
|    | ➤ Total Area   | N/A      | N/A   | N/A |
|    | ➤ Location   | N/A      | N/A   | N/A |
| 19 | <b>Fire Control Room</b>   |          |   |     |
|    | <ul style="list-style-type: none"><li>Detector System Panel</li></ul>    | N/A      | N/A   | N/A |
|    | <ul style="list-style-type: none"><li>Flow Switch Panel</li></ul>        | N/A      | N/A   | N/A |
|    | <ul style="list-style-type: none"><li>PA System Panel</li></ul>          | N/A      | N/A   | N/A |
|    | <ul style="list-style-type: none"><li>Batter backup</li></ul>            | N/A      | N/A   | N/A |
|    | <ul style="list-style-type: none"><li>Building Floor Plans</li></ul>     | N/A      | N/A   | N/A |
| 20 | Special Fire Protection Systems for Protection of special Risks, if any: | Required | 01 CO <sub>2</sub> type fire extinguishers found provided near elect. panel | MR  |


The fire protection systems provided in the building were test checked and found functional at the time of inspection.

Keeping in view the substantial compliance of the minimum standards on fire prevention and fire safety required under the rules it is recommended to grant Fire Safety Certificate under rule 35 of the Delhi Fire Service Rules 2010.

DFA is put up for approval & signature please.



  
Signature of the Inspecting Officer  
Name :- Atul Garg  
Designation: - Dy. Chief Fire Officer

  
Signature of the Inspecting Officer  
Name M.K.CHATTOPADHYAY  
Designation: - Asstt. Div. Officer (M.Rd)