

2

**TRANSPORT DEPARTMENT: GNCTD  
OPERATION BRANCH, 5/9, UNDER HILL ROAD, DELHI-110054**

DC/OPS/TPT/855/2017/Part-II/ 472-474

Dated : Feb 13, 2020

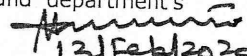
**CIRCULAR**

Approval of the Competent Authority, Transport Department, Government of NCT of Delhi is hereby conveyed to allow the registration approval of vehicle models manufactured by **M/s .Tata Motors Ltd**, in the as per the details contained in the Type Approval Certificate issued by designated testing agency under Rule 126 of CMV Rule, 1989 i.e ARAI, Pune, for the compliance of the Central Motor Vehicle Rules as follows:-

S.No	Details as per Type Approval Certificate as per CMVR			
1	Agency, Certificate No.& Date	ARAI, Pune - AAPN 0045 dated 10.01.2020		
2	Document Reference	Current Certificate		
3	This certificate supersedes	---		
4	Bharat Stage	<b>BS-VI /with OBD I</b>		
5	Type & Category	<b>Truck Chassis with Sleeper cab- N3</b>		
6	Fuel	<b>Diesel</b>		
7	Power	186 kW @ 2300 rpm <b>6702 cc</b>		
8	Seating Capacity	<b>2</b> (including Driver)		
9	Name & Manufacturer	M/s Tata Motors Ltd, Pimpri, Pune -411018 Plants: Jamshedpur/Pune/Lucknow/Dharwad/Pantnagar		
<b>10.</b>	<b>Details of Base Model with GVW &amp; Dimesions</b>			
	<b>Base Model</b>	<b>GVW in Kg</b>	<b>Wheel Base</b>	<b>Load Carrying Capacity</b>
	<b>TATA SIGNA 4225.T BS-VI, 10X2, Truck Chasis with Sleeper cab</b>	42000	6750	As per Annexure-VI to AAPN 0045 dated 10.01.2020 is enclosed
				Annexure -IV to AAPN 0045 dated 10.01.2020-details of 35 variants is enclosed
<b>Note :-</b> Vehicle with incomplete configurations need to be verified after body building, at the time of registration. These respective vehicles and rules which need verification are marked (*). As the GVW of the Diesel vehicle is more than 7500 kg this endorsement is subject to approval/permission from the Hon'ble National Green Tribunal and Supreme Court of India for registration in Delhi				

The endorsement approval is accorded subject to the responsibility of the manufacturer for ensuring the fitment of the same component, parts/assemblies etc. the details of which are given in the detailed specifications duly endorsed by ARAI, Pune at the time of submission of the vehicles for COF/Registration. Manufacturer should ensure that the vehicle is delivered fully build by them and no element of local body is involved.


All MLOs/CMVI (Burari) are requested to accept the base model and variants detailed above manufactured by **M/s Tata Motors Ltd**, in NCT of Delhi, subject to fulfillment of provisions of Motor Vehicle Act and Rules made thereunder directions of Hon'ble Court/ Tribunals and department's instruction /order issued from time to time in this regard.

  
13/ Feb/2020  
(VIKAS JAIN)  
PCO (OPERATIONS)  
Dated : Feb 13, 2020

DC/OPS/TPT/855/2017/Part-II/ 472-474

Copy forwarded for information and necessary action to:

1. All MLOs/CMVI (Burari)/Programmer, Transport Department
2. M/s Tata Motors Ltd, Pimpri, Pune -411018,
3. Sr.SA Computer Branch, Transport Department to upload on the website.
4. Guard File.


  
13/ Feb./2020  
(VIKAS JAIN)  
PCO (OPERATIONS)

### ANNEXURE-IV


CMVR CERTIFICATE No. A A P N 0045 dt. 10<sup>th</sup> January 2020


Variants (with Type / Description)	Category	Wheel Base, mm	Load Body Type	Seating Capacity (Including Driver)	GVW kg.	Load Carrying Capacity, kg
1(*) TATA LPT 4225 BS-VI, 10x2, Truck chassis with Sleeper Cab	N3	6750	NA	2 persons	Refer ANNEXURE- V	To be verified after body building
2(*) TATA LPT 4225 BS-VI, 10x2, Truck chassis with Cowl & Windshield	N3	6750	NA	1 person		To be verified after body building
3(*) TATA SIGNA 4225.T BS-VI, 10x2, Truck chassis with Sleeper cab	N3	6750	NA	2 persons		To be verified after body building
4(*) TATA LPT 4225 BS-VI, 10x2, Truck chassis with Sleeper Cab	N3	6750	NA	2 persons		To be verified after body building
5(*) TATA LPT 4225 BS-VI, 10x2, Truck chassis with Cowl & Windshield	N3	6750	NA	1 person		To be verified after body building
6(*) TATA SIGNA 4225.T BS-VI, 10x2, Truck chassis with Sleeper cab	N3	6800	NA	2 persons		To be verified after body building
7(*) TATA LPT 4225 BS-VI, 10x2, Truck chassis with Sleeper Cab	N3	6800	NA	2 persons		To be verified after body building
8(*) TATA LPT 4225 BS-VI, 10x2, Truck chassis with Cowl & Windshield	N3	6800	NA	1 person		To be verified after body building
9(*) TATA SIGNA 4225.T BS-VI, 10x2, Truck chassis with Sleeper cab	N3	6800	NA	2 persons		To be verified after body building
10(*) TATA LPT 4225 BS-VI, 10x2, Truck chassis with Sleeper Cab	N3	6800	NA	2 persons		To be verified after body building
11(*) TATA LPT 4225 BS-VI, 10x2, Truck chassis with Cowl & Windshield	N3	6800	NA	1 person		To be verified after body building
12 TATA SIGNA 4225.T BS-VI, 10x2, Truck chassis with Sleeper cab & Corrugated floor FSD load body	N3	6800	Corrugated floor FSD load body	2 persons		Refer Annexure-VI
13 TATA SIGNA 4225.T BS-VI, 10x2, Truck chassis with Sleeper cab & Chequered floor FSD load body	N3	6800	Chequered floor FSD load body	2 persons		
14 TATA SIGNA 4225.T BS-VI, 10x2, Truck chassis with Sleeper cab & Wooden plate floor FSD load body	N3	6800	Wooden plate floor FSD load body	2 persons		
15 TATA SIGNA 4225.T BS-VI, 10x2, Truck chassis with Sleeper cab & Corrugated floor HSD load body	N3	6800	Corrugated floor HSD load body	2 persons		
Note	Vehicles with incomplete configurations need to be verified after body building, at the time of registration. These respective vehicles and rules which need verification are marked (*)					

AUTHORISED SIGNATORY



A. A. BADUSHA  
SR. DEPUTY DIRECTOR & HEAD  
HOMOLOGATION MANAGEMENT, REGULATION &  
VEHICLE EVALUATION, ARAI, PUNE.





Mrs. RASHMI URDHWARESH  
DIRECTOR  
ARAI, PUNE.

**ANNEXURE-IV**

CMVR CERTIFICATE No. 

A	A	P	N	0045
---	---	---	---	------


 dt. 10<sup>th</sup> January 2020

No.	Variants (with Type / Description)	Category	Wheel Base, mm	Load Body Type	Seating Capacity (Including Driver)	GVW kg.	Load Carrying Capacity, kg
16	TATA SIGNA 4225.T BS-VI, 10x2, Truck chassis with Sleeper cab & Chequered floor HSD load body	N3	6800	Chequered floor HSD load body	2 persons	Refer ANNEXURE-V	Refer Annexure-VI
17	TATA SIGNA 4225.T BS-VI, 10x2, Truck chassis with Sleeper cab & Wooden plate floor HSD load body	N3	6800	Wooden plate floor HSD load body	2 persons		
18	TATA LPT 4225 BS-VI, 10x2, Truck chassis with Sleeper Cab & Corrugated floor FSD load body	N3	6800	Corrugated floor FSD load body	2 persons		
19	TATA LPT 4225 BS-VI, 10x2, Truck chassis with Sleeper Cab & Chequered floor FSD load body	N3	6800	Chequered floor FSD load body	2 persons		
20	TATA LPT 4225 BS-VI, 10x2, Truck chassis with Sleeper Cab & Wooden plate floor FSD load body	N3	6800	Wooden plate floor FSD load body	2 persons		
21	TATA LPT 4225 BS-VI, 10x2, Truck chassis with Sleeper Cab & Corrugated floor HSD load body	N3	6800	Corrugated floor HSD load body	2 persons		
22	TATA LPT 4225 BS-VI, 10x2, Truck chassis with Sleeper Cab & Chequered floor HSD load body	N3	6800	Chequered floor HSD load body	2 persons		
23	TATA LPT 4225 BS-VI, 10x2, Truck chassis with Sleeper Cab & Wooden plate floor HSD load body	N3	6800	Wooden plate floor HSD load body	2 persons		
24	TATA SIGNA 4225.T BS-VI, 10x2, Truck chassis with Sleeper cab & Corrugated floor FSD load body	N3	6800	Corrugated floor FSD load body	2 persons		
25	TATA SIGNA 4225.T BS-VI, 10x2, Truck chassis with Sleeper cab & Chequered floor FSD load body	N3	6800	Chequered floor FSD load body	2 persons		
26	TATA SIGNA 4225.T BS-VI, 10x2, Truck chassis with Sleeper cab & Wooden plate floor FSD load body	N3	6800	Wooden plate floor FSD load body	2 persons		
27	TATA SIGNA 4225.T BS-VI, 10x2, Truck chassis with Sleeper cab & Corrugated floor HSD load body	N3	6800	Corrugated floor HSD load body	2 persons		

AUTHORISED SIGNATORY

*(Signature)*

A. A. BADUSHA  
SR. DEPUTY DIRECTOR & HEAD  
HOMOLOGATION MANAGEMENT, REGULATION &  
VEHICLE EVALUATION, ARAI, PUNE.



*(Signature)*

Mrs. RASHMI URDHWARESHE  
DIRECTOR  
ARAI, PUNE.

### ANNEXURE-IV

CMVR CERTIFICATE No.

A	A	P	N	0045
---	---	---	---	------

dt. 10<sup>th</sup> January 2020

Variants (with Type / Description)	Category	Wheel Base, mm	Load Body Type	Seating Capacity (Including Driver)	GVW kg.	Load Carrying Capacity, kg
28 TATA SIGNA 4225.T BS-VI, 10x2, Truck chassis with Sleeper cab & Chequered floor HSD load body	N3	6800	Chequered floor HSD load body	2 persons	Refer ANNEXURE- V	Refer Annexure-VI
29 TATA SIGNA 4225.T BS-VI, 10x2, Truck chassis with Sleeper cab & Wooden plate floor HSD load body	N3	6800	Wooden plate floor HSD load body	2 persons		
30 TATA LPT 4225 BS-VI, 10x2, Truck chassis with Sleeper Cab & Corrugated floor FSD load body	N3	6800	Corrugated floor FSD load body	2 persons		
31 TATA LPT 4225 BS-VI, 10x2, Truck chassis with Sleeper Cab & Chequered floor FSD load body	N3	6800	Chequered floor FSD load body	2 persons		
32 TATA LPT 4225 BS-VI, 10x2, Truck chassis with Sleeper Cab & Wooden plate floor FSD load body	N3	6800	Wooden plate floor FSD load body	2 persons		
33 TATA LPT 4225 BS-VI, 10x2, Truck chassis with Sleeper Cab & Corrugated floor HSD load body	N3	6800	Corrugated floor HSD load body	2 persons		
34 TATA LPT 4225 BS-VI, 10x2, Truck chassis with Sleeper Cab & Chequered floor HSD load body	N3	6800	Chequered floor HSD load body	2 persons		
35 TATA LPT 4225 BS-VI, 10x2, Truck chassis with Sleeper Cab & Wooden plate floor HSD load body	N3	6800	Wooden plate floor HSD load body	2 persons		

AUTHORISED SIGNATORY


*(Signature)*

A. A. BADUSHA  
SR. DEPUTY DIRECTOR & HEAD  
HOMOLOGATION MANAGEMENT, REGULATION &  
VEHICLE EVALUATION, ARAI, PUNE.



*(Signature)*

Mrs. RASHMI URDHWARESHE  
DIRECTOR  
ARAI, PUNE.



5657C

### ANNEXURE-VI

CMVR CERTIFICATE No. 

A	A	P	N	0045
---	---	---	---	------

 dt. 10<sup>th</sup> January 2020

Variants	Fuel Tank Capacities	Load Carrying Capacity, kg				
		GVW kg				
		42000	40800	40260	39720	39000
Variant no. 12 & 18	300 Liters	30534	29334	28794	28254	27534
	365 Liters	30486	29286	28746	28206	27486
	400 Liters	30459	29259	28719	28179	27459
	500 (300+200) Liters	30322	29122	28582	28042	27322
Variant no. 13 & 19	300 Liters	30303	29103	28563	28023	27303
	365 Liters	30255	29055	28515	27975	27255
	400 Liters	30228	29028	28488	27948	27228
	500 (300+200) Liters	30091	28891	28351	27811	27091
Variant no. 14 & 20	300 Liters	30319	29119	28579	28039	27319
	365 Liters	30271	29071	28531	27991	27271
	400 Liters	30244	29044	28504	27964	27244
	500 (300+200) Liters	30107	28907	28367	27827	27107
Variant no. 15 & 21	300 Liters	30304	29104	28564	28024	27304
	365 Liters	30256	29056	28516	27976	27256
	400 Liters	30229	29029	28489	27949	27229
	500 (300+200) Liters	30092	28892	28352	27812	27092
Variant no. 16 & 22	300 Liters	30067	28867	28327	27787	27067
	365 Liters	30019	28819	28279	27739	27019
	400 Liters	29992	28792	28252	27712	26992
	500 (300+200) Liters	29855	28655	28115	27575	26855
Variant no. 17 & 23	300 Liters	30084	28884	28344	27804	27084
	365 Liters	30036	28836	28296	27756	27036
	400 Liters	30009	28809	28269	27729	27009
	500 (300+200) Liters	29872	28672	28132	27592	26872
Variant no. 24 & 30	300 Liters	30354	29154	28614	28074	27354
	365 Liters	30306	29106	28566	28026	27306
	400 Liters	30279	29079	28539	27999	27279
	500 (300+200) Liters	30142	28942	28402	27862	27142
Variant no. 25 & 31	300 Liters	30147	28947	28407	27867	27147
	365 Liters	30099	28899	28359	27819	27099
	400 Liters	30072	28872	28332	27792	27072
	500 (300+200) Liters	29935	28735	28195	27655	26935
Variant no. 26 & 32	300 Liters	30162	28962	28422	27882	27162
	365 Liters	30114	28914	28374	27834	27114
	400 Liters	30087	28887	28347	27807	27087
	500 (300+200) Liters	29950	28750	28210	27670	26950
Variant no. 27 & 33	300 Liters	30144	28944	28404	27864	27144
	365 Liters	30096	28896	28356	27816	27096
	400 Liters	30069	28869	28329	27789	27069
	500 (300+200) Liters	29932	28732	28192	27652	26932
Variant no. 28 & 34	300 Liters	29904	28704	28164	27624	26904
	365 Liters	29856	28656	28116	27576	26856
	400 Liters	29829	28629	28089	27549	26829
	500 (300+200) Liters	29692	28492	27952	27412	26692
Variant no. 29 & 35	300 Liters	29934	28734	28194	27654	26934
	365 Liters	29886	28686	28146	27606	26886
	400 Liters	29859	28659	28119	27579	26859
	500 (300+200) Liters	29722	28522	27982	27442	26722

AUTHORISED SIGNATORY

*(Signature)*  
**A. A. BADUSHA**  
 SR. DEPUTY DIRECTOR & HEAD  
 HOMOLOGATION MANAGEMENT, REGULATION &  
 VEHICLE EVALUATION, ARAI, PUNE



*(Signature)*  
**Mrs. RASHMI URDHWARESHE**  
 DIRECTOR  
 ARAI, PUNE.